

# Sexual health and behaviour of Queensland prisoners

## with Queensland and New South Wales comparisons

Tony Butler, Juliet Richters, Lorraine Yap, Cerissa Papanastasiou, Alun Richards,  
Karen Schneider, Luke Grant, Anthony Smith, Basil Donovan



# Sexual health and behaviour of Queensland prisoners

## with Queensland and New South Wales comparisons

**Tony Butler**

National Drug Research Institute  
Curtin University

*formerly at Centre for Health Research in Criminal Justice, Justice Health NSW*

**Juliet Richters**

School of Public Health and Community Medicine  
University of New South Wales

**Lorraine Yap**

School of Public Health and Community Medicine  
University of New South Wales

**Cerissa Papanastasiou**

Burnet Institute  
*formerly at National Drug Research Institute, Curtin University*

**Alun Richards**

Offender Health Services, Queensland Health  
*formerly at Queensland Corrective Services*

**Karen Schneider**

National Centre in HIV Epidemiology and Clinical Research  
University of New South Wales

**Luke Grant**

New South Wales Department of Corrective Services

**Anthony Smith**

Australian Research Centre in Sex, Health and Society  
La Trobe University

**Basil Donovan**

National Centre in HIV Epidemiology and Clinical Research  
University of New South Wales *and*  
Sydney Sexual Health Centre, Sydney Hospital

© National Drug Research Institute 2010

ISBN: 978-0-9807054-0-9

**Suggested citation:**

Butler, T., Richters, J., Yap, L., Papanastasiou, C., Richards, A., Schneider, K., Grant, L., Smith, A. M. A., & Donovan, B. (2010). *Sexual health and behaviour of Queensland prisoners: With Queensland and New South Wales comparisons*. Perth and Sydney: National Drug Research Institute, Curtin University, and School of Public Health and Community Medicine, University of New South Wales.

Design and layout by Ascending Horse.

Printed in Australia by Pegasus Print Group (PPG).

This report is printed using materials compliant with the Forest Stewardship Council (FSC) – the international standard on Chain of Custody. PPG uses materials complying with and originating from this forestry program, namely the *Programme for the Endorsement of Forest Certification Scheme*.

Cover painting *Unisex Spiral* by Terry Ayres, 2002.

Black and white photographs are from a series taken in NSW correctional centres by Sue Paull, 1995–2008.

Courtesy of the photographer.



## ACKNOWLEDGMENTS

We are grateful to many people for their help in the development and execution of this study. Dr Tony Falconer was a chief investigator for the original NHMRC application when he was director of Health and Medical Services, Queensland Corrective Services, and was replaced by Dr Alun Richards in 2007 as an associate investigator on the project. We thank Queensland Corrective Services (QCS) and Queensland Health staff who advised us, and Queensland correctional officers, who cooperated efficiently with the needs of the study, moving and supervising prisoners for interview.

Kristie Kirkwood worked on the project until mid-2007 and was invaluable in setting up the project, assisting in developing the questionnaire and implementing the NSW component. Particular thanks go to Shamus Brown, Jodie Walton, John Samaha and George Murdoch, who recruited telephone respondents. We also wish to thank Queensland Health and Corrective Services staff who assisted in the process, and Imelda Butler, Jackie Sparrow, Jocelyn Grace and Clare Stevens for checking drafts of this report. We are also grateful to the staff and interviewers at Taverner Research, who converted the complex questionnaire into a program for computer-assisted telephone interviews and carried out the interviewing professionally and with respect for the respondents. Most of all we are indebted to the respondents who shared the intimate details of their lives with us. Candice Rainsford photographed the artwork for the cover.

The study was funded by Project Grant 350860 for 2005–2007 from the National Health and Medical Research Council. Additional funding was provided by the NSW Health NGO and Other Grant Program, Queensland Corrective Services, NSW Justice Health, the UNSW Faculty of Medicine and the National Drug Research Institute. Basil Donovan is supported by an NHMRC Practitioner Fellowship (No. 568613). Tony Butler is supported by an NHMRC Career Development Award (No. 533554).

# CONTENTS

EXECUTIVE SUMMARY	vii
INTRODUCTION	1
This study	1
This report	2
Terminology	2
METHODS	3
Telephone survey	3
Sampling	3
Recruitment	3
Interviews	4
Questionnaire	4
Analysis	5
In-depth interviews conducted in New South Wales	5
Recruitment	5
Data collection	5
Analysis	5
Ethics approval	6
RESULTS PART 1: THE TELEPHONE SURVEY SAMPLE	7
The sample	7
Item response rates	7
Previous survey experience	7
Response to this survey	7
Debrief by on-site recruiters	7
Demographic characteristics	7
Age distribution	7
Country of birth and language spoken at home	7
Indigenous status	11
Living arrangements	11
Marital status	12
Education	12
Employment and occupation	12
Religion	12
Most serious offence	13
RESULTS PART 2: PRISONERS' LIFETIME EXPERIENCE	15
Sexuality	15
Sexual identity	15
Transgender identity	15
Sexual attraction	15
Sexual experience with males and females	15

First sexual experiences	15
Age at first intercourse	15
Relationship to first partner	16
Contraception or other precautions used	16
Age at first oral sex	16
Anal sex	17
Number of opposite-sex partners	17
Condom use	17
Sexual experiences in the 12 months before coming to prison	17
Same-sex contacts	18
Number of same-sex partners	18
Regular relationships	19
Same-sex relationships	19
Last sexual contact before prison	19
Contraception and fertility	19
Contraception	19
Morning-after pill	20
Reproductive experiences (women)	20
Infertility	20
Experiences of sexual coercion and unwanted sexual experiences	20
Sexual difficulties	21
Sex work	21
Sexual health	22
Circumcision	22
Sexually transmissible infections (STIs)	22
Knowledge about STIs	23
Sexual attitudes	23
General health	24
Self-rated health	24
Health conditions	24
Psychological wellbeing	24
Tobacco smoking	24
Alcohol use	24
Use of other non-prescribed drugs	26
Tattooing and body piercing	26
<b>RESULTS PART 3: EXPERIENCES IN PRISON</b>	27
Length of time in prison	27
Short-term release	27
Contact with partners, friends and family outside prison	28
Regular relationships	28
Sexual contacts in prison	28
Men	28
Women	30

Physical and sexual assaults in prison	30
Masturbation and sexual frustration	31
Attitudes to sex in prison	31
Sexual health services in prison	31
Access to health services	31
Drugs in prison	32
Risk behaviours after release from prison	32
Sex during periods of short-term release	32
Sex after release from prison	33
Drug and alcohol use following release from prison	33
<b>RESULTS PART 4: INSIGHTS FROM THE NEW SOUTH WALES IN-DEPTH INTERVIEWS</b>	<b>34</b>
<b>CONCLUSIONS</b>	<b>35</b>
<b>APPENDIX 1: QUEENSLAND AND NEW SOUTH WALES COMPARISONS</b>	<b>37</b>
<b>APPENDIX 2: TELEPHONE SURVEY QUESTIONNAIRE</b>	<b>56</b>
<b>APPENDIX 3: IN-DEPTH INTERVIEW TOPICS</b>	<b>71</b>
<b>APPENDIX 4: LIST OF TABLES</b>	<b>72</b>
<b>APPENDIX 5: LIST OF FIGURES</b>	<b>75</b>
<b>APPENDIX 6: METHODOLOGICAL NOTES</b>	<b>76</b>
<b>REFERENCES</b>	<b>77</b>

## EXECUTIVE SUMMARY

This report presents the findings from the Queensland component of a National Health and Medical Research Council funded study of New South Wales and Queensland prisoners' sexual health and behaviours. Comparisons of the Queensland and New South Wales components of this survey can be found in Appendix 1.

### The survey

Overall, 900 men and 134 women in Queensland prisons were surveyed in 2007–08 by computer-assisted telephone interview after random selection. To the best of our knowledge, this is the first time that an epidemiological survey of prisoners has been conducted via telephone. Most found the telephone approach acceptable, would do the survey again, and reported that they provided honest answers. The response rate among eligible prisoners was high at over 75%.

### The respondents

About half the prisoners in the survey were aged 30 years or younger; men were aged from 18 to 78 years and women from 18 to 61 years. This is similar to the age of the general Queensland prisoner population. A quarter identified as Aboriginal and/or Torres Strait Islander. Education levels were low and few (14% men and 18% women) had post-school qualifications; 30% of men and 16% of women had not completed Year 10 or equivalent. The most common 'most serious offences' were for men assault (33%), property offences (17%) and sexual offences (15%), and for women assault (25%), property offences (19%) and homicide (19%). For 39% of men and 55% of women this was their first time in an adult prison. Over half of the men (56%) and 65% of women had been in prison (this time) for less than a year, but 17% of men and 5% of women had been in prison for more than 10 years.

### Sexuality and relationships

- Most men (95%) self-identified as heterosexual and were attracted exclusively or mostly to women (96%) whereas 63% of women identified as heterosexual and 75% were attracted exclusively or mostly to men. Almost 3 in 10 women (28%) identified as bisexual.

- Half the men in the sample had had intercourse for the first time before they turned 15 (16 for women). This is younger than in the general community (18 for men and 19 for women).
- The median lifetime number of opposite-sex sexual partners (for any form of sex, not just intercourse) was 23 for men and 10 for women with over 1000 partners reported for some men and women. One quarter of men (25%) and 12% of women reported over 50 lifetime opposite-sex sexual partners.
- Around three-quarters of men and women were in regular relationships before coming into prison with around a third of those in a relationship reporting that imprisonment had resulted in the relationship ending.
- One third of men had ever paid for sex; 10% of men and 21% of women had been paid for sex.

### Reproductive experiences

- Most women in the sample (84%) had been pregnant. The median age of first pregnancy was 18 years, and the women had had an average of 2.3 children.
- Around one quarter of women reported having difficulty getting pregnant, which is high for a population whose average age is around 30 years.

### Sexual forcing

- Three-fifths of women prisoners (compared with 21% in an Australian community survey) had been forced or frightened into some sort of sexual activity at some time in their lives. The median number of episodes of forced sexual activity was 2, with some women reporting up to 500 events. This highlights the exposure of women in this population to high levels of violence and trauma.

### Sexual attitudes

- Prisoners' attitudes to statements on a range of sexual matters (e.g. explicit films, sex before marriage, abortion) were remarkably consistent with those expressed by the general community. However, male prisoners were more intolerant of male-to-male sex than men in the general community.



## Knowledge of sexually transmissible infections (STIs)

- Prisoners' knowledge of STIs and their consequences was good, and for some of the questions it was better than the general community.

## Prison sex and physical assault

- Nine per cent of men and 27% of women had engaged in some form of sexual contact (including kissing or touching) with another (same-sex) prisoner. Most reported that this sexual contact was for pleasure and not for protection or as a trade for drugs.
- While women were more likely to report engaging in sexual contact with another prisoner, men reported higher levels of self-masturbation in the past four weeks (median number of times masturbated for men 6, and for women 3).
- There was a high level of support among men (88%) and women (74%) in favour of allowing overnight family/partner visits in prison.
- One third of men and one fifth of women had been physically assaulted or attacked whilst in prison.
- More than a third of men (37%) and 26% of women had worried about being sexually assaulted before coming into prison, but fewer (7%) were currently worried about this.
- 8% of men and 6% of women had been threatened with sexual assault in prison, while 3% of men and 4% of women reported being actually forced to do something sexual they did not want.

## Queensland and New South Wales comparisons

- Overall, Queensland and New South Wales prisoners were remarkably similar with regard to sexual health behaviours, sexual identity, past exposure to sexually transmissible infections (STIs), knowledge of STIs, and attitudes to sexual issues.

- The level of sexual activity between inmates was not lower in Queensland prisons than in New South Wales prisons, where the policy of the NSW Department of Corrective Services is to provide condoms and dental dams to prisoners.

## Implications of the findings

- Prisoners are a high-risk group in terms of their sexual health, exposure to STIs and engagement in risk behaviours compared with the general community. This highlights the need for continued screening and education of prisoners to reduce STI transmission.
- Knowledge levels regarding STIs are remarkably good, suggesting that current educational initiatives in the prison setting are effective.
- Condom and dental dam provision to prisoners does not appear to increase sexual activity in prison. It had previously been suggested that condom and dental dam provision might serve to promote sex between prisoners. We found no evidence of this.
- Infection control is an important issue for correctional settings as many prisoners report receiving tattoos and sometimes subcutaneous penile implants ('marbling') in prison, and sharing injecting equipment.
- Reported rates of sexual assault in prison were much lower than generally believed. The main risk appears to be from physical assault rather than sexual assault.

## INTRODUCTION

Prisoners are a high-risk group for sexual ill health. This may have consequences for the wider community (Butler et al., 2000, 2001; Miranda et al., 2000; Cohen et al., 1992). Prisoners are largely drawn from the more disadvantaged and stigmatised groups in the community. Most come from backgrounds of low socio-economic status, low education and low income, many suffer from minor intellectual disabilities, many have a mental illness or a history of injecting drug use, and a disproportionate number are indigenous. The proportion of prisoners with a self-reported history of many sexually transmissible infections (STIs) is higher than in the general population (Butler & Milner, 2003; Grulich et al., 2003a; Cunningham et al., 2006; Sasadeusz et al., 2008). Prisoners are regarded as a 'bridging' population with the potential – disproportionate to their numbers – to spread human immunodeficiency virus (HIV) and other communicable diseases into the general population.

There has been little research into Australian prisoners' sexual behaviour and sexual health. Prisoners are excluded from community surveys that are based on household sampling such as the Australian Study of Health and Relationships (ASHR), the Australian Bureau of Statistics (ABS) National Health Survey and the National Survey of Mental Health and Wellbeing (Smith et al., 2003; NSW Department of Health, 2007; ABS, 2007b, 2009). This omission is not usually addressed by specific prison-based research. Prisoners are probably under-surveyed not just when they are in prison but also at other times, because even when not in prison they may be less likely than other members of the population to be included in household and other surveys because of insecure housing or lack of a landline telephone.

There are also issues specifically about incarceration that warrant investigation. There is a widespread popular impression that rape and other forms of sexual assault are rife in men's prisons. This impression is fuelled by films such as *The Shawshank Redemption* (Darabont, 1994) and by books such as Heilpern's *Fear or Favour*:

*Sexual Assault of Young Prisoners* (1998). Low rates of complaints by victims are explained (e.g. by Banbury, 2004) as a result of stigma, leading victims to suffer in silence and conceal their injuries. Recently jurisdictions in the United States of America have attempted to collect accurate information on this topic (Clem, 2007).

Consensual sex in prisons has also been a focus of attention, after arguments that inmates should be provided with the means (i.e. condoms and dental dams) to protect themselves from HIV and other STIs in prison if they should choose to have sex (which is not illegal). Following legal action in New South Wales instituted by a group of indigenous prisoners (Sider, 1994; Prisoners A–XX Inclusive v. State of NSW, 1995), condoms were introduced into NSW correctional centres in September 1996. Condoms were not introduced earlier because of fears that this would cause an increase in sexual assault among inmates. The distribution of condoms and dental dams in NSW has thus far not produced any serious adverse consequences. In fact, reports of consensual male-to-male sex and sexual assault among NSW prisoners appear to have decreased since condoms became available (Butler, 1997; Butler & Milner, 2003; Yap et al., 2007).

Condoms and dental dams are not readily available in Queensland prisons.

### **This study**

In 2005 the Sexual Health and Attitudes of Australian Prisoners (SHAAP) study (chief investigators Tony Butler, Juliet Richters, Basil Donovan and Tony Falconer) received funding for three years from the National Health and Medical Research Council to investigate the sexual health, knowledge, attitudes and behaviour of prisoners in New South Wales and Queensland. The study also aimed to investigate the factors associated with sexual practices in prison and to examine the impact of condom availability on sexual behaviour in prison by comparing one state (NSW) with and one state without (Queensland) a policy of distributing condoms to prisoners.



### **This report**

The main body of this report deals with the results from the survey of Queensland prisoners. It presents frequencies and cross-tabulations of responses to most questions in the survey. Appendix 1 compares the results from the NSW and Queensland components of the survey. Some quotations from the in-depth interviews conducted in NSW have been included in this report to illustrate issues reported in the survey.

### **Terminology**

We use the term 'sexual partner' to indicate anyone with whom the respondent had sex, whether or not he or she was a partner in the social sense, such as a regular boyfriend, wife or lover. We have used the

term 'opposite-sex partner' to mean a male partner of a woman, or a female partner of a man, but we do not wish to imply that males and females are sexual opposites or necessarily complementary even where they do consistently differ.

We use the term 'sex' to mean any form of sexual conduct, not just intercourse. Where vaginal or anal intercourse is meant, this is specified. The term 'oral sex' is used to refer to fellatio and cunnilingus, but not rimming (anilingus) unless specified. 'Manual sex' is used to refer to fondling, caressing or rubbing of the genitals by the partner's finger(s) or hand.

We use the terms 'prison', 'correctional centre' and 'correctional facility' interchangeably.

## METHODS

A random sample of current Queensland inmates completed a questionnaire administered using a computer-assisted telephone interview (CATI). In addition, in-depth interviews were conducted as part of the NSW component of this study. Selected quotations from the in-depth interviews have been included in this report as they are likely to have relevance for prisoner populations outside NSW (Richters et al., 2008).

### Telephone survey

#### *Sampling*

The proposed sample size of 900 men and 150 women represented approximately 18% of the male inmate population and 44% of the female inmate population (Queensland Corrective Services, 2008). Random sampling was used to select survey participants. The approach to sampling was similar to that used in the NSW Inmate Health Surveys in 1996 and 2001 (Butler, 1997; Butler & Milner, 2003).

A list of all inmates currently at a particular prison was obtained from the Queensland Corrective Services (QCS) several days prior to interviews being held at that prison. This list was imported into SPSS 15.0 and a random sample drawn so as to achieve the target sample size at each prison. We drew the individual prison sample as close to the interview period as possible to maximise the chance that those eligible for selection would be at the prison when the recruiters arrived. Prisoners are a mobile population despite being detained, with the prison profile constantly changing due to releases, new arrivals, community visits, work release, and transfers between sites.

Supplementary lists were randomly generated to replace inmates who were unavailable or ineligible or refused to participate in the study. Study codes were generated for all inmates randomly selected to take part in the study. Study codes consisted of a two-digit prison-specific code, plus a six-digit unique inmate identifier and the inmate's last and first initials (e.g. 01\_123456\_TB). This code was unique for each inmate and allowed the study team to identify inmates who needed their interviews rescheduled. The code was also used to link survey responses with demographic and offence information provided by QCS. Once all surveys

were completed and data linkage performed, data were further de-identified and subjects automatically numbered.

A number of inmates in isolated and remote settings such as work camps (< 1% of the total Queensland prisoner population) were not covered by the sampling technique, due to the high cost of travel and logistical difficulties, in particular the lack of suitable rooms with telephone sockets in which to conduct interviews. As inmates are frequently moved between work camps and larger prisons, it is unlikely that the omission of such prisoners would have produced any substantial bias in the findings. Prisoners in transitional centres were not included in the survey.

#### *Recruitment*

Recruitment of inmates to the study was done primarily by recruiters employed by the study who remained on site for the duration of interviewing (see Acknowledgments).

Inmates who had been randomly selected to participate in the study were called to interview rooms one at a time where they were given a full verbal explanation of the study by the recruiter and provided with a written information sheet and consent form.

The following aspects of the survey were explained during the recruitment process:

- Selection for recruitment was random.
- Participants could withdraw from the study at any time, i.e. terminate the interview, and they could decline to respond to individual questions they did not wish to answer.
- Participation in the study was completely voluntary and anonymous.
- Participants would be asked a variety of questions relating to sex in and out of prison including their sexual practices and relationships, sexual health and attitudes to sex.
- Demographic and crime information would be obtained from Queensland Corrective Services.
- Inmates participating in the study would be paid \$10 by bank transfer into their prison account after completing the survey.

- Data would be de-identified when complete, and no one would be able to tell that the inmate took part in the study.
- The project was a joint University of New South Wales and Queensland Corrective Services initiative.
- The phone survey would be conducted in private and the phone being used would not be monitored by Queensland Corrective Services.
- Information given by the inmate during the survey would not be made available to custodial staff.
- All study participants would be seen by the recruiter after their interview to ensure they were not distressed in any way.
- The recruiter would not know the respondent's answers to the survey.

After full explanations were provided and all inmate questions answered, written consent was obtained from the inmate before the interview.

The study aimed to exclude as few subjects as possible. However, several categories of inmates were excluded:

- those who did not speak sufficient English to comprehend the survey questions
- the profoundly intellectually disabled
- those who were too mentally ill to be interviewed
- those deemed by custodial officers to be at risk if they were moved to the interview area
- those who were unavailable because they were being transferred between prisons, were in court or hospital, or who could not be released from their work duties
- those who refused to provide written consent
- those who had previously completed the survey at another prison.

### *Interviews*

All interviews were conducted over the telephone by trained interviewers located at Taverner Research (a market and social research company) in Surry Hills, Sydney. Once an inmate was recruited and ready to be interviewed, the recruiter contacted Taverner Research and notified them of the telephone extension to be used for the interview. Within minutes, the interviewer would dial in and begin the interview. To minimise down-time for

interviewers and maximise access time to inmates, recruiters endeavoured to have another inmate recruited and ready to begin their interview while the previous respondent was being interviewed.

Interviews were conducted in private, usually in a meeting room, classroom, legal visits room, empty office or clinic, so that the inmate would have privacy while remaining under the supervision of the recruiter. Telephones used for the survey were keypad disabled so that participants could not dial out, as this had been flagged as a security concern by Corrective Services. Taverner interviewers were all women, but a male interviewer could be provided if requested. No Queensland inmates requested a male interviewer.

As the survey contained questions on sensitive issues such as sexual abuse and assault, all inmates were debriefed by the recruiter at the conclusion of the interview to ensure that they were not distressed in any way. This post-interview debrief was guided by the use of a post-interview follow-up form. Provisions were in place for participants to be referred to the prison clinic nurse if they needed to speak to someone regarding sexual abuse/assault or if they had any concerns for their sexual health.

Prisoners received \$10 for participating in the survey to cover lost time at work. This was paid directly into their prison account.

### *Questionnaire*

The questionnaire was based on that used for the Australian Study of Health and Relationships (Smith et al., 2003), with some minor adaptation of question and/or response wording to allow for the lower average education levels of this sample, and the addition of further sections on experiences in prison. This computer-assisted telephone interview (CATI) format is structured such that respondents who stated that something did not apply to them (e.g. they had never had anal intercourse) were not asked again later in the interview about (for example) condom use for anal intercourse. The one exception to this was a confirmatory check question later in the interview about same-sex contact.

Reported occupations for those prisoners who had formerly been employed were allocated by Taverner interviewers to Australian Standard Classification of Occupations (ASCO) codes. An inmate's town or suburb of former residence was converted to

postcode. Emotional wellbeing was measured using the 6-item Kessler Psychological Distress Scale (Furukawa et al., 2003).

Sexual assault or coercion is notoriously variable in how it has been measured in different studies (Laumann et al., 1994). The reported prevalence may be very high if all instances of sexual harassment or pressure, or of regretted or unwanted sex, are included, or very low if tight definitions specifying 'rape' or physical threats are employed. In this study, experience of sexual coercion, both lifetime and in prison, was ascertained with the question 'Have you ever been forced or frightened by a male or a female into doing something sexually that you did not want to do?' This question was used in the Australian Study of Health and Relationships (de Visser et al., 2003a, 2007) and is based on that in the US National Health and Social Life Survey (Laumann et al., 1994). Remarkably similar proportions of Americans in 1990 and Australians in 2001–02 (US 3.6% men, 22.3% women; Australia 4.8% men, 21.1% women) answered yes to this question, and we regard it as a reproducible measure of experience of sexual coercion.

### *Analysis*

After demographic and offence data from QCS had been added to each respondent's interview data record and the identifying code removed and replaced with a study code, the data were analysed using SPSS 17.0 (2009). In this report, most variables are simply reported descriptively. Chi-squared analyses were used to generate *p* values where necessary to identify significant differences between men and women in Queensland and NSW in the comparison section in Appendix 1.

## **In-depth interviews conducted in New South Wales**

### *Recruitment*

Ex-prisoners were introduced to the interviewer by community and social workers or recruited using printed flyers in community organisations that were accessed by ex-prisoners. Interviews were conducted in private at these community venues.

Current prisoner respondents were asked to participate in interviews using a snowball sampling strategy: prison nurses introduced the researcher to inmates who then introduced their friends and so on. Participants were purposively selected to

ensure variation in gender, sexual orientation and length of incarceration, with deliberate oversampling of those who had had sex in prison and who could discuss prison sexual culture. Prison location was not an important factor in selecting participants since most inmates had been transferred to more than one prison during one or more episodes of their incarceration.

Ex-prisoners received \$30 to cover costs of attending the interview, such as transport or babysitting, and current prisoners received \$10 paid into their prison account to cover lost time at work.

### *Data collection*


Open-ended discussions followed a pre-set interview guide on sexual attitudes, sexual practice, sexual violence, social and sexual networks inside prison and prison culture. The interview guide was modified to further investigate other related themes brought up by inmates. See Appendix 3.

Voluntary written informed consent was gained from all participants.

### *Analysis*

Recorded interviews were transcribed and any potential identifying biographical details were removed.

Transcripts were coded using NVivo qualitative research software and analysed into different topics and themes discussed during the interviews.



### **Ethics approval**

Primary ethics approval was provided by the NSW Justice Health Human Research Ethics Committee (GEN5/05) and ratified by the University of New South Wales Human Research

Ethics Committee (HREC 05045), the NSW Department of Corrective Services Ethics Committee (Ref 05/0882), and the Queensland Corrective Services Research Committee.

## RESULTS PART 1: THE TELEPHONE SURVEY SAMPLE

### The sample

Data were collected by telephone interview between September 2007 and June 2008. Table 1 shows the number of prisoners on the randomly generated lists and the response rate among eligible inmates (75% for both men and women).

After the interview, data were cleaned and combined with the demographic data supplied by QCS. Twenty-nine interviews were discarded because the interview was abandoned (due to the respondent's lack of English or because the respondent withdrew), or because the QCS record could not be reconciled with the Taverner record. This left 900 complete interviews with men and 134 with women.

### Item response rates

Response rates were very high for questions asked of all respondents such as education, religion, marital status and employment status, with the refusal rate ranging from 0% to under 1%.

In other surveys (e.g. Smith et al., 2003) the questions that provoked the highest item refusals concerned income rather than sexual topics. However, in this survey we found very low (<1%) refusal rates for all questions, including sexual identity, use of sex workers by men, age of first sex, and sexual contact with other prisoners.

### Previous survey experience

Before coming to prison, 32% of men and 33% of women in settled accommodation lived in a household without a landline telephone and would thus have been ineligible for surveys such as the Australian Study of Health and Relationships (Smith et al., 2003). Less than a third of all the respondents (19% of men, 35% of women) had ever done a telephone survey before. These findings underline the need for separate surveys of prisoner populations.

### Response to this survey

The final questions in the telephone interview asked respondents about their reactions to the survey questions (Tables 2 and 3), indicating low levels of embarrassment or dishonesty in the process.

### *Debrief by on-site recruiters*

As part of the post-interview debriefing process the recruiter asked respondents how they had found the telephone interview (Table 4, p.10). Data were collected from most participants with a short semi-structured questionnaire. Most participants agreed they would take part in future surveys, few reported a preference for male interviewers, and few reported a preference for a face-to-face interview format.

Most participants were positive about the survey but a higher proportion of women than men reported they found it embarrassing or distressing (Table 5, p.10).

At the conclusion of the survey, we asked participants whether they felt they needed to be referred to the prison health services. Twenty-nine men (3.1%) and 24 women (18.3%) received such a referral (Table 6, p.10). Men were mainly referred for a sexual health or blood-borne virus check-up, and women were referred mostly for Pap smears.

### Demographic characteristics

#### *Age distribution*

The median age for men was 31.5 years (range 18 to 78 years) and for women 30 years (range 18 to 61 years). This is slightly younger than the age of the general Queensland prisoner population according to the Australian Bureau of Statistics 2007 prison census, which reported an overall median age for men and women of 33 years (ABS, 2007a) (See Figure 2).

#### *Country of birth and language spoken at home*

The majority of inmates (87.6% of men and 88.8% of women) were Australian born (Table 7, p.11). The representation of those from different regions in the sample was broadly reflective of the Queensland prisoner population. According to the 2007 Queensland Inmate Census, 2.2% of men and 2.4% of women were born in Asia, 4.0% of men and 3.9% of women were born in Europe, and 93.9% of men and 94.8% of women were born in Oceania (including Australia).

Most participants spoke English at home; 3.8% of men and 2.2% of women spoke an Aboriginal language at home (Table 8).



**Table 1 Number of prisoners surveyed by prison, Queensland 2007–08**

Prison	Prisoner population	Number required	Number randomly selected <sup>a</sup>	Number ineligible <sup>b</sup>	Number unavailable <sup>c</sup>	Number refused	Number interviewed	Response rate <sup>d</sup> %
<b>Men's prisons</b>								
Arthur Gorrie	800	147	453	55	224	24	150	86.2
Borallon	495	91	156	13	23	25	95	79.2
Capricornia	445	82	113	12	10	23	68	74.7
Darling Downs	141	26	55	15	1	11	28	71.8
Lotus Glen	494	90	193	29	22	38	104	73.2
Maryborough	466	85	175	26	20	48	81	62.8
Numinbah	60	11	12	0	2	1	9	90.0
Palen Creek	99	18	45	7	8	12	18	60.0
Townsville	458	84	130	24	20	27	59	68.6
Wolston	799	146	300	3	150	29	118	80.3
Woodford	929	170	561	45	264	55	197	78.2
<b>Subtotal</b>	<b>5186</b>	<b>950</b>	<b>2193</b>	<b>229</b>	<b>744</b>	<b>293</b>	<b>927</b>	<b>76.0</b>
<b>Women's prisons</b>								
Brisbane Women's	256	113	233	56	42	40	95	70.4
Numinbah	22	10	17	3	1	2	11	84.6
Townsville	61	27	53	6	4	13	30	69.8
<b>Subtotal</b>	<b>339</b>	<b>150</b>	<b>303</b>	<b>65</b>	<b>47</b>	<b>55</b>	<b>136</b>	<b>71.2</b>
<b>Total</b>	<b>5525</b>	<b>1050</b>	<b>2496</b>	<b>294</b>	<b>791</b>	<b>348</b>	<b>1063</b>	<b>75.3</b>

- (a) Number randomly selected from prison list to achieve target sample size for that prison + number used from supplementary list. If selected prisoners were ineligible or unavailable or refused, respondents were recruited from the supplementary list in sequential order until the target sample size was achieved.
- (b) Reasons for ineligibility included: insufficient English, mental illness, acute crisis, intellectual disability, medical reasons, at risk if moved to interview area, and previously selected at another prison.
- (c) Unavailable due to court appearance, no access, or engaged in work precluding involvement.
- (d) Response rate = number interviewed / (number interviewed + number refused) x 100.

**Table 2 Respondents' perceptions of whether the interview was embarrassing**

Level of embarrassment	Men (n=900)		Women (n=134)	
	No.	%	No.	%
Extremely embarrassing	10	1.1	2	1.5
Very embarrassing	23	2.6	3	2.2
Quite embarrassing	30	3.3	1	0.7
Slightly embarrassing	186	20.7	38	28.4
Not at all embarrassing	651	72.3	90	67.2

**Table 3 Respondents' self-rating of their proportion of honest answers**

Honest answers	Men (n=900)		Women (n=134)	
	No.	%	No.	%
All	758	84.2	114	85.1
Most	126	14.0	16	11.9
About half	11	1.2	1	0.7
A few	4	0.4	3	2.2
None	0	0.0	0	0.0
Refused to answer	1	0.1	0	0.0

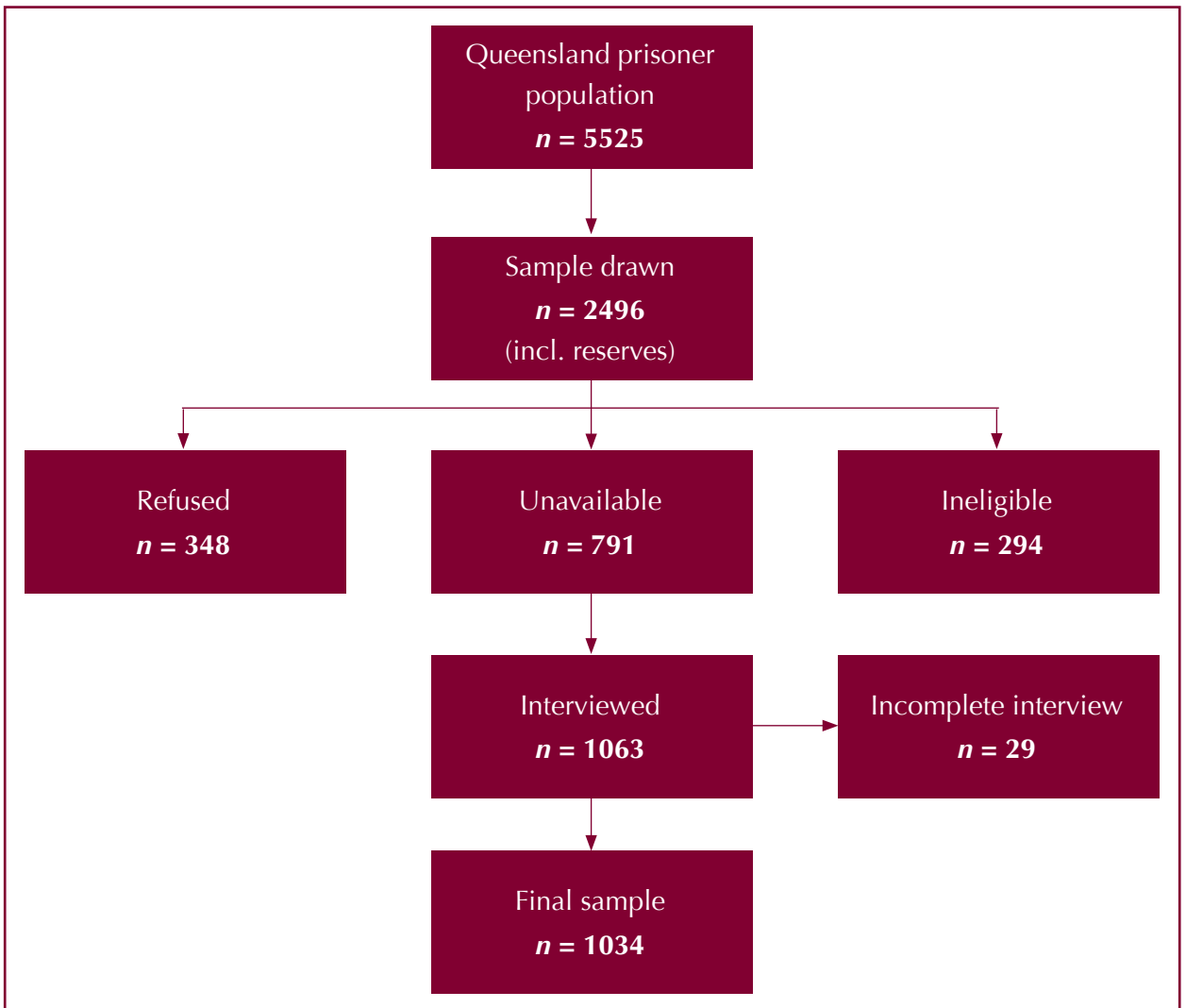


Figure 1 Flow chart of respondent selection for telephone survey

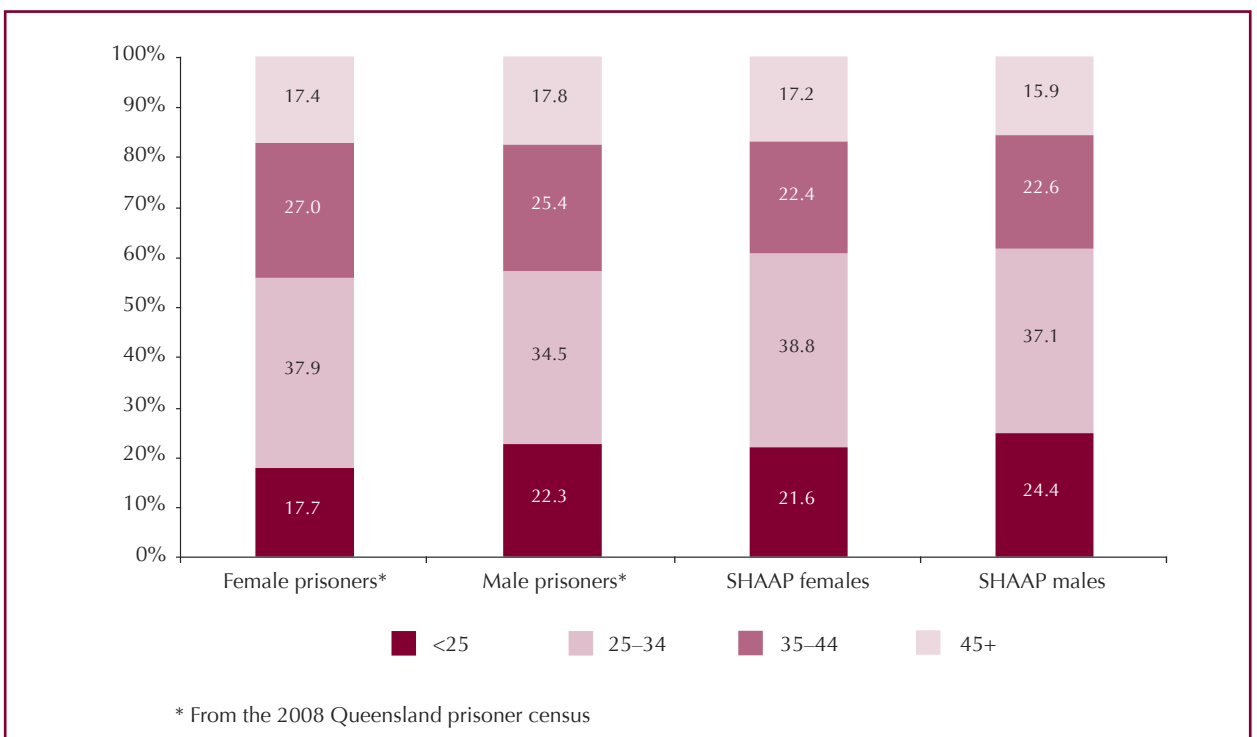


Figure 2 Age breakdown of SHAAP sample (900 men, 134 women) and the Queensland prisoner population

**Table 4 Respondents' perceptions of the survey**

Question	Men (n=909)		Women (n=136)	
	No.	%	No.	%
<b>Would you ever take part in another telephone survey while you are in prison?</b>				
Yes	764	84.0	103	75.7
No	31	3.4	5	3.7
Don't know/maybe	114	12.5	28	20.6
<b>Do you think it is better to have male or female interviewers for these surveys?</b>				
Male	26	2.9	0	0.0
Female	468	51.5	78	57.4
Doesn't matter/maybe	405	44.6	58	42.6
Don't know/other/no response	10	1.1	0	0.0
<b>Would you have preferred to do the survey face-to-face with an interviewer?</b>				
Yes	106	11.7	10	7.4
No	397	43.7	66	48.5
Doesn't matter/maybe	396	43.6	60	44.1
Don't know/other/no response	10	1.1	0	0.0

**Table 5 Comments made by prisoners during exit interview with recruiter**

Comments	Men (n=938)		Women (n=131)	
	No.	%	No.	%
Generally positive about the survey	727	77.5	67	51.1
Thought-provoking/interesting	58	6.2	12	9.2
Hope it is helpful, want results used	31	3.3	2	1.5
Interviewer was professional and nice	28	3.0	9	6.9
Embarrassing/personal/distressing	23	2.5	16	12.2
Educational/informative	21	2.2	12	9.2
Confronting/full-on	19	2.0	5	3.8
Too long or repetitive	17	1.8	3	2.3
Survey was 'different'	16	1.7	1	0.8
Didn't understand certain questions	15	1.6	5	3.8
Concerns and suggestions	13	1.4	3	2.3
Neutral	13	1.4	1	0.8
Too long + positive remark	12	1.3	3	2.3
Entertaining/fun	12	1.3	5	3.8
Don't know	6	0.6	0	0.0
Did not understand point of survey	5	0.5	2	1.5
Generally negative about the survey	4	0.4	1	0.8

Note: Multiple responses permitted.

**Table 6 Referrals to the prison health services after the interview**

Referrals	Men (n=29)		Women (n=24)	
	No.	%	No.	%
Sexual health check-up	18	62.1	5	21.0
Blood-borne virus check-up	14	48.3	2	8.3
Pap smear	0	0.0	16	66.7
Sexual assault	2	6.9	2	8.3
Physical injury	1	3.4	0	0.0
Other health issue	6	20.7	7	29.2

### Indigenous status

Approximately one quarter of respondents (25.6% of men, 24.6% of women) identified as being of Aboriginal and/or Torres Strait Islander background. This question is asked at the point of reception into custody.

### Living arrangements

A high proportion of prisoners had unstable accommodation before coming to prison: 15.2% of men and 12.0% of women had unsettled lodgings or were sleeping rough.

Most inmates (53.1% of men and 74.6% of women) lived with somebody else, and 37.6% of men and 31.3% of women lived with a partner or spouse before coming to prison. Around one third of prisoners (26.3% of men and 37.3% of women) lived in a household with children (defined as children under 16 who lived there at least half the time).

**Table 7 Region of birth**

Region	Men (n=900)		Women (n=134)	
	No.	%	No.	%
Australia	788	87.6	119	88.8
Oceania	57	6.3	8	6.0
Asia	16	1.8	2	1.5
Europe	26	2.9	4	3.0
Middle East	1	0.1	0	0.0
North America	3	0.3	0	0.0
South America	1	0.1	0	0.0
Africa	8	0.9	1	0.7

**Table 8 Language spoken at home**

Language	Men (n=900)		Women (n=134)	
	No.	%	No.	%
English	818	90.9	127	94.8
Asian	17	1.9	3	2.2
European	15	1.7	1	0.7
Middle Eastern	2	0.2	0	0.0
Pacific	10	1.1	0	0.0
Australian Aboriginal language	34	3.8	3	2.2
Other	4	0.4	0	0.0

**Table 9 Accommodation immediately before coming to prison**

Accommodation	Men (n=900)		Women (n=134)	
	No.	%	No.	%
Renting	462	51.3	79	59.0
Own or buying	86	9.6	14	10.4
Living with parents	171	19.0	24	17.9
Unsettled lodgings <sup>a</sup>	115	12.8	12	9.0
Sleeping rough <sup>b</sup>	22	2.4	4	3.0
Living with relative	35	3.9	0	0.0
Other	9	1.0	1	0.7

- (a) In a squat, bed and breakfast, hostel, caravan or brothel, or staying temporarily with friends.  
 (b) No fixed abode, living on the streets, or living in a car.

**Table 10 Legal marital status**

Marital status	Men (n=900)		Women (n=134)	
	No.	%	No.	%
Never married	674	74.9	82	61.2
Married	72	8.0	15	11.2
Separated but not divorced	51	5.7	9	6.7
Divorced	94	10.4	21	15.7
Widowed	9	1.0	7	5.2

**Table 11 Educational attainment**

Education	Men (n=900)		Women (n=134)	
	No.	%	No.	%
No formal schooling	5	0.6	0	0.0
Primary school only	79	8.8	9	6.7
Some secondary schooling	187	20.8	13	9.7
School Certificate/Year 10	377	41.9	63	47.0
HSC/QCE/Year 12	122	13.6	25	18.7
Technical or trade certificate	62	6.9	7	5.2
College certificate or diploma	23	2.6	5	3.7
University degree	28	3.1	9	6.7
Postgraduate university degree	10	1.1	3	2.2
Other	5	0.6	0	0.0
Don't know	2	0.2	0	0.0

## Effect of jail on relationships

I'm getting to the stage ... that I'm starting to lose ... there's no attraction there any more with my wife. Look, I love her but the attraction's not there any more. I don't, I think that's the reason why I've stopped kissing her and cuddling her, because I think that I, I ... feel more comfortable with men and not with, not with women. (Male NSW prisoner, age 41)

### Marital status

About one in 10 people reported that they were legally married (Table 10). This is much lower than in the general population, among whom about half are married.

### Education

Of our respondents, 72.0% of men and 63.4% of women had not completed high school (Queensland Certificate of Education, Higher School Certificate or equivalent). See Table 11.

### Employment and occupation

About one quarter of the respondents were unemployed before coming to prison (Table 12). Occupations reported by respondents were allocated by interviewers into Australian Standard Classification of Occupations (ASCO) categories, with adjustments allowing for the nature of this population group and the responses received (Table 13). More than half were labourers, reflecting their generally low level of educational qualifications.

### Religion

Over half of men and women reported having no religion (this is slightly higher than in the general community, 49.9% in the Australian Longitudinal Study of Health and Relationships (ALSHR), age-matched to the SHAAP sample; unpublished data, Jason Ferris, Australian Research Centre in Sex, Health and Society, La Trobe University, personal communication). Table 14 shows the distribution of religions.

Only a minority of religious adherents attended services or meetings regularly (weekly or daily) before prison (Table 15).

**Table 12 Employment status before prison**

Employment status	Men (n=900)		Women (n=134)	
	No.	%	No.	%
Employed full-time (incl. self-employed)	396	44.0	34	25.4
Employed part-time (incl. self-employed)	158	17.6	25	18.7
Home duties	12	1.3	29	21.6
Unemployed	242	26.9	34	25.4
Student	16	1.8	4	3.0
Permanently ill or unable to work	59	6.6	7	5.2
Retired	13	1.4	1	0.7
Other	4	0.4	0	0.0

**Table 13 Occupational status of those who had ever worked or sought work (usual job before prison, if applicable)**

Occupation	Men (n=852)		Women (n=124)	
	No.	%	No.	%
Manager or administrator	27	3.2	8	6.5
Professional	13	1.5	13	10.5
Associate professional	49	5.8	3	2.4
Tradesperson	131	15.4	6	4.8
Advanced clerical and service	2	0.2	6	4.8
Intermediate clerical, sales and service <sup>a</sup>	65	7.6	33	26.6
Intermediate production and transport	76	8.9	3	2.4
Elementary clerical, sales and service	26	3.1	21	16.9
Labourer	452	53.1	31	25.0
Other <sup>b</sup>	11	1.3	0	0.0

(a) Pole dancers, erotic dancers, strippers, escorts and sex workers were categorised in this group.

(b) Includes the Community Development Employment Project (CDEP, an indigenous employment scheme), and one career criminal.

**Table 14 Religion or faith**

Religion	Men (n=900)		Women (n=134)	
	No.	%	No.	%
No religion	515	57.2	70	52.2
Anglican/Church of England	84	9.3	12	8.9
Catholic	106	11.8	24	17.9
Non-denominational and other Christian	137	15.2	19	12.7
Buddhist	12	1.3	2	1.5
Muslim	6	0.7	0	0.0
Aboriginal/Indigenous faith	24	2.7	0	0.0
Other non-Christian	16	1.8	6	4.5
Refused	0	0.0	1	0.7



**Table 15** Frequency of attendance at religious services or meetings before prison among those with a religion

Frequency	Men (n=385)		Women (n=64)	
	No.	%	No.	%
Never	123	31.9	15	23.4
Only on special occasions <sup>a</sup>	131	34.0	15	23.4
Less than monthly <sup>b</sup>	27	7.0	5	7.8
Monthly	41	10.6	10	15.6
Weekly	54	14.0	17	26.6
Daily	5	1.3	0	0.0
Refused	1	0.3	0	0.0
Not reported	3	0.8	2	3.1

(a) Weddings, funerals, christenings etc.

(b) Includes attendance only at festivals such as Christmas and Easter.

### *Most serious offence*

An inmate may be imprisoned for a number of different offences. However, only the most serious offence is recorded for each of our respondents.

This is the offence for which the longest sentence was imposed, regardless of the outcome of any possible appeals. Assault was the most common 'most serious offence' for both men and women (32.8% men, 24.6% women) (see Table 16).

**Table 16** Most serious offence

Most serious offence	Men (n=900)		Women (n=134)	
	No.	%	No.	%
Assault	295	32.8	33	24.6
Property	153	17.0	26	19.4
Sexual offences	132	14.7	5	3.7
Homicide	91	10.1	25	18.7
Robbery	64	7.1	6	4.5
Drugs	55	6.1	11	8.2
Driving	37	4.1	4	3.0
Fraud	35	3.9	18	13.4
Order breaches	19	2.1	3	2.2
Other	16	1.8	2	1.5
Unknown	3	0.3	1	0.7



## RESULTS PART 2: PRISONERS' LIFETIME EXPERIENCE

### Sexuality

#### Sexual identity

Prisoners were asked 'Do you think of yourself as ... 1. heterosexual or straight, 2. homosexual (gay/lesbian), 3. bisexual?'. Alternative responses were also recorded (Table 17).

**Table 17** Reported sexual identity

Sexual identity	Men (n=900)		Women (n=134)	
	No.	%	No.	%
Heterosexual or straight	853	94.8	85	63.4
Bisexual	30	3.3	38	28.4
Homosexual	11	1.2	11	8.2
Other <sup>a</sup>	6	0.7	0	0.0

(a) Asexual, variable sexual identity, not sure or undecided.

#### Transgender identity

Two respondents (0.2%) in male prisons reported that they were (male to female) transgender. No female prisoners identified themselves as transgender. It is the policy of Queensland Corrective Services to house transgender prisoners separately on reception to prison. Following this, a careful decision is made about placement based on a range of factors including: risk to the individual, nature of offending, gender identification, whether they have lived as the acquired gender in the community (and for how long), whether gender reassignment surgery has taken place, and the individual's preference (Queensland Corrective Services, 2008).

#### Sexual attraction

Men overwhelmingly reported having been attracted 'only' or 'mostly' to the opposite sex (96.4%) compared with three-quarters of women (74.6%) (Table 18).

**Table 18** Reported sexual attraction to males and females

Sexual attraction	Men (n=900)		Women (n=134)	
	No.	%	No.	%
Only to opposite sex	815	90.6	56	41.8
Mostly to opposite sex	52	5.8	44	32.8
Equally to both sexes	14	1.6	14	10.4
Mostly to same sex	10	1.1	13	9.7
Only to same sex	3	0.3	5	3.7
No one	6	0.7	2	1.5

#### Sexual experience with males and females

This question asked about 'any kind of contact with another person that you felt was sexual. It could be kissing, touching, or any other form of sex, including intercourse' (Table 19).

**Table 19** Reported sexual experience with males and females

Sexual experience	Men (n=900)		Women (n=134)	
	No.	%	No.	%
Only with opposite sex	758	84.2	56	41.8
Mostly with opposite sex	111	12.3	52	38.8
Equally with both sexes	18	2.0	10	7.5
Mostly with same sex	11	1.2	13	9.7
Only with same sex	1	0.1	2	1.5
No one	1	0.1	1	0.7

Both the respondents who reported no previous sexual experience were aged over 35 years.

It is clear from Tables 17 to 19 that (as in other surveys) the sexual identity, sexual attraction and sexual experience questions do not measure exactly the same thing, although there is considerable overlap. Responses for men were roughly similar to the general community (e.g. the Australian Longitudinal Study of Health and Relationships (ALSHR), [www.latrobe.edu.au/alshr/wave1\\_2005.htm](http://www.latrobe.edu.au/alshr/wave1_2005.htm)), though male prisoners were somewhat more likely to report bisexual identity and/or sexual experience with both men and women than were men in the general community (unpublished analysis from ALSHR by Jason Ferris, Australian Research Centre in Sex, Health and Society). However, the responses from women were strikingly different from the general community, with very high frequencies of lesbian and bisexual identity and same-sex attraction and experience.

### First sexual experiences

#### Age at first intercourse

Two men (0.2%) and four women (2.9%) had never had vaginal intercourse. The median age at first experience of vaginal intercourse was 14 years for men (range 5 to 47 years) and 15 years for women (range 10 to 29 years). Table 20 shows the age difference between partners for first heterosexual intercourse. The proportion whose first intercourse



## Falling in love in prison

It wasn't until [I was] twenty-nine, thirty that I seen a particular girl and she just took my breath away. It was like doing head miles and I thought why am I feeling this way? My sisters are like this, not me. I've got a husband, I've got kids, you know and trying to talk to somebody about it they think oh that's OK, you know, but it wasn't OK with me ... I've never been with a woman and um my heart used to – used to flutter when I used to see her and I used to get nervous, get butterflies and it was really – oh it was really overwhelming. Um until one day I got the courage to ask her out and I said it really quickly and she jumped, she said, yes, yes, yes. (Female ex-prisoner, age 36)

was with someone five or more years older (men 15.8%, women 29.0%) was higher than the general Australian population, among whom only 6.7% of men and 14.0% of women had their first sexual experience of intercourse with someone five or more years older (Rissel et al., 2003a).

### *Relationship to first partner*

Respondents were asked how long they had known the partner before they had sex with her/him for the first time (counting from when they first met in person), and their relationship to this person (Tables 21 and 22).

### *Contraception or other precautions used*

Use of protection against pregnancy or sexually transmissible infections at first intercourse was low compared with the general population: 39.2% of men and 45.4% of women in prison reported using protection (condom, other contraception, or withdrawal) on this first occasion (Table 23). In the general Australian population, 59.8% of men and 70.3% of women reported using a condom or other form of protection during their first intercourse experience (Rissel et al., 2003a).

### *Age at first oral sex*

Forty-seven men (5.2%) and 12 women (8.9%) had never had oral sex (fellatio or cunnilingus) with a partner of the opposite sex. Median age at first oral sex was 16 years for males (range 6 to 50 years) and 16 years for females (range 11 to 48 years),

**Table 20 Partner's age relative to respondent's age at first vaginal intercourse (where both ages were known)**

Partner's age	Men (n=884)		Women (n=124)	
	No.	%	No.	%
5 or more years younger than respondent	5	0.6	0	0.0
2–4 years younger	19	2.1	2	1.6
Same age as respondent (± 1 year)	473	53.5	44	35.5
2–4 years older	248	28.1	42	33.9
5–9 years older	88	10.0	23	18.5
10 or more years older than respondent	51	5.8	13	10.5

**Table 21 Length of time respondent had known first intercourse partner**

Length of time	Men (n=898)		Women (n=130)	
	No.	%	No.	%
Less than 24 hours	119	13.3	11	8.5
More than a day but less than a week	54	6.0	4	3.1
More than a week, less than a month	77	8.6	4	3.1
More than a month, less than a year	267	29.7	47	36.2
A year or more	379	42.2	64	49.2
Refused	2	0.2	0	0.0

**Table 22 Relationship of first intercourse partner to respondent**

Relationship	Men (n=898)		Women (n=130)	
	No.	%	No.	%
Spouse (married)	5	0.6	1	0.8
Fiancée/fiancé	4	0.4	0	0.0
Living together	2	0.2	1	0.8
Steady partner (incl. girlfriend/boyfriend)	156	17.4	48	36.9
Casual partner (incl. friend, workmate)	702	78.2	76	58.5
Sex worker	4	0.4	0	0.0
Other	25	2.8	4	3.1

**Table 23 Precautions used at first intercourse**

Precaution	Men (n=898)		Women (n=130)	
	No.	%	No.	%
Condom	293	32.6	49	37.7
Other contraception (e.g. the pill)	38	4.3	9	6.9
Withdrawal	22	2.4	1	0.8
Made sure it was in a safe period	1	0.1	0	0.0
Other	1	0.1	0	0.0
Unknown	10	1.1	4	3.1
Not reported	15	1.7	2	1.5
No precautions	518	57.7	65	50.0

indicating that on average, respondents had vaginal intercourse before they had oral sex.

The proportions without experience of oral sex were significantly lower than the general community, among whom 21% of men and 32% of women had never had oral sex with a partner of the opposite sex (de Visser et al., 2003b).

### Anal sex

Respondents were asked whether they had ever had anal intercourse with an opposite-sex partner. Respondents who said they had not had anal intercourse were not asked again later whether they had had anal intercourse in specific contexts, or whether they had used a condom. Male respondents who had had any sexual contact with a male were asked later whether they had engaged in anal intercourse with a male. Respondents who had experienced anal intercourse were asked to include partners with whom they had engaged in anal intercourse (and/or vaginal intercourse, where appropriate) in their total numbers of intercourse partners in the succeeding questions.

Almost half of respondents (449 (49.9%) men, 58 (44.3%) women) had experienced anal intercourse with an opposite-sex partner. By contrast only 21% of men and 15% of women in the general community reported having ever had anal intercourse with an opposite-sex partner (de Visser et al., 2003b).

### Number of opposite-sex partners

Respondents were asked separately with how many opposite-sex people they had ever had (a) intercourse, (b) oral sex (but not intercourse) and (c) manual sex only (i.e. touching or rubbing the penis or vaginal area).

Numbers of opposite-sex partners for all forms of sex (vaginal, anal, oral, manual) are presented in Table 24. If only intercourse partners are considered, the median for men was 15 partners (range 0 to 1100 partners) and for women nine partners (range 0 to 501 partners). As in most other sex surveys, men reported more opposite-sex partners than women did. However, it is likely that men over-report the number of sexual partners (Baumeister et al., 2001; Fisher, 2007). Average lifetime partner numbers reported by the prisoners are higher than in the general population (de Visser et al., 2003b).

**Table 24 Number of lifetime opposite-sex partners for intercourse, oral sex or manual sex**

Number of partners	Men (n=900)		Women (n=134)	
	No.	%	No.	%
None	2	0.2	3	2.2
1	14	1.6	2	1.5
2	20	2.2	6	4.5
3–10	193	21.4	56	41.8
11–50	448	49.8	51	38.1
More than 50	221	24.6	16	11.9
Don't know/can't remember	1	0.1	0	0.0
Refused	1	0.1	0	0.0
Median	23		10	
Range	0–1700		0–1503	

These figures include sex work partners if the respondent clarified the point with the interviewer, but it is possible that some people who had done sex work did not include clients as people with whom they had had sex.

### Condom use

Most respondents (80.7% men, 85.2% women) had used a condom at some time in the past for sex with an opposite-sex partner, and around one third (28.1% men, 32.8% women) had ever used a condom for fellatio. Respondents who had never used a condom were not asked about condom use in specific contexts later in the interview.

### Sexual experiences in the 12 months before coming to prison

Of those who had engaged in sex in the 12 months before coming to prison, 37.7% of men and 35.2% of women had used a condom for sex on at least one occasion. Table 25 shows the number of sex partners in this period.

**Table 25 Number of opposite-sex partners for intercourse, oral sex or manual sex in the 12 months before coming to prison**

Number of partners	Men (n=900)		Women (n=134)	
	No.	%	No.	%
None	2	0.2	3	2.2
1	338	37.6	55	41.0
2	122	13.6	23	17.2
3–10	271	30.1	23	17.2
11–50	97	10.8	4	3.0
More than 50	9	1.0	3	2.2
Can't remember	61	6.8	23	17.2
Median	2		1	
Range	0–250		0–1503	

## Being gay in prison

If somebody is gay they try to hide it, and they only say to the people that they know they are gay too, because people make fun of them, and they are very cruel. You know, it is not a nice thing to say that you are gay. In my case, I don't care. I treat people the way they treat me. If they treat me well, I will treat them well.  
(Male NSW prisoner, age 41)

## Same-sex contacts

Overall 141 men (15.7%) reported any same-sex experience; this was much more common among women (77; 57.5%); see Table 18, p.15. Of these, three men and one woman reported that it was only children's sex play and did not give further details. Among the remaining 138 men and 76 women, the median age reported for first same-sex experience was 19 years for men (range 1 to 43 years) and the same for women (range 7 to 54 years). Table 26 shows the length of time that the respondent had known their first same-sex partner before they had sex and Table 27 shows the relationship with that partner.

**Table 26 Time known first same-sex partner before sexual experience<sup>a</sup>**

Length of time	Men (n=138)		Women (n=76)	
	No.	%	No.	%
Less than 24 hours	25	18.1	7	9.2
More than a day but less than a week	9	6.5	1	1.3
More than a week, less than a month	12	8.7	7	9.2
More than a month, less than a year	33	23.9	24	31.6
A year or more	53	38.4	36	47.4
Refused/Not reported	6	4.3	1	1.3

(a) Respondents used their own definition of 'sex' for this question.

**Table 27 Relationship of first same-sex partner to respondent**

Relationship	Men (n=138)		Women (n=76)	
	No.	%	No.	%
Casual partner (incl. friend, workmate)	86	62.3	63	82.9
Prison inmate	37	26.8	1	1.3
Steady partner	0	0.0	10	13.2
Relative	7	5.1	1	1.3
Sex worker	1	0.7	1	1.3
Don't know	2	1.4	0	0.0
Other	5	3.6	0	0.0

## Number of same-sex partners

Six men and one woman who had reported no same-sex experience in response to the earlier question about sexual experience (Table 18) later revealed that they had had some same-sex experience, giving a total of 144 men and 77 women with same-sex experience, some of whom had experienced only kissing or other minimal contact. Respondents were asked separately with how many same-sex people they had ever had (a) anal intercourse (men only),

(b) oral sex (but not anal intercourse) and (c) manual sex only, i.e. 'touching or rubbing the penis or vaginal area'. Twenty-seven (18.8%) men had at least some same-sex partners with whom they had oral sex but not anal intercourse, and 37 (25.7%) men and 28 (36.4%) women had had partners with whom they had manual sex but not oral sex. Lifetime numbers of partners for all three practices are presented in Table 28, and for the 12 months before coming into prison in Table 29.

**Table 28 Number of lifetime same-sex partners for anal intercourse (men only), oral sex or manual sex**

Number of partners	Men (n=900)		Women (n=134)	
	No.	%	No.	%
None	791	87.9	63	47.0
1	36	4.0	13	9.7
2	17	1.9	12	9.0
3-10	28	3.1	30	22.4
11-50	12	1.3	10	7.5
More than 50	7	0.8	3	2.2
Not reported	9	1.0	3	2.2
Don't know/refused	0	0.0	0	0.0
Median <sup>a</sup>	2		4	
Range <sup>a</sup>	1-1501		1-200	

(a) For those who reported any same-sex partners for these practices.

**Table 29 Number of same-sex sexual partners for anal intercourse (men only), oral sex or manual sex in the 12 months before coming to prison**

Number of partners	Men (n=147)		Women (n=75)	
	No.	%	No.	%
None	115	78.2	39	52.0
1	15	10.2	10	13.3
2	6	4.1	18	24.0
3-10	7	4.8	7	9.3
11-50	3	2.0	1	1.3
More than 50	1	0.7	0	0.0
Can't remember	0	0.0	0	0.0
Median <sup>a</sup>	2		2	
Range <sup>a</sup>	1-70		1-23	

(a) For those who reported any same-sex partners in the 12 months before prison (32 men, 36 women).

## Regular relationships

Most respondents (683 (75.9%) men; 96 (71.6%) women) had a regular opposite-sex partner before they were sent to prison. A regular partner was defined as 'Someone you have an ongoing sexual relationship with'. More than two-thirds of those in a regular opposite-sex relationship (501 (73.4%) men; 65 (67.7%) women) lived with their partner or one of their partners (55.7% of all the men and 48.3% of all women). Among those who had a regular opposite-sex partner, concurrency was common compared with the general community, with around one in four men (175) and one in 10 women (10) of those in a regular relationship having more than one regular opposite-sex partner just before imprisonment.

Female partners of the male prisoners were aged 13 to 75 years (median 28 years), and male partners of the female prisoners were aged 21 to 66 years (median 34 years). Table 30 shows the length of relationships with opposite-sex partners. Compared with the general community, inmates' expectations of sexual exclusivity were low (Rissel et al., 2003c) (Table 31). As in the general community, women were more likely than men to report that they had agreed with their partner about exclusivity.

## Same-sex relationships

Nine men (8.3% of those with same-sex experience out of prison, and 1.0% of the total sample) and 16 women (22.9% of those with same-sex experience out of prison, and 11.9% of the total sample) were in a regular relationship with a same-sex partner before coming to prison.

## Last sexual contact before prison

Respondents were asked about their last sexual encounter before coming to prison (Table 32). Note that this event may have been atypical for the respondent because it occurred in a situation affected by the respondent's impending incarceration.

## Contraception and fertility

All female respondents who had ever had vaginal intercourse (n=130) were asked a series of questions on contraception and pregnancy. Men in regular relationships with women were also asked about the contraceptive methods used in that relationship.

## Contraception

Among respondents who were in a regular sexual relationship with an opposite-sex partner before

**Table 30 Length of relationship with regular opposite-sex partner before respondent came to prison**

Length of relationship	Men (n=683)		Women (n=96)	
	No.	%	No.	%
Up to one year	220	32.3	32	33.3
More than one year but less than two years	73	10.7	8	8.3
More than two years but less than five years	185	27.1	29	30.2
More than five but less than 10 years	126	18.4	15	15.6
More than 10 but less than 20 years	59	8.6	11	11.5
More than 20 years	18	2.6	1	1.0
Refused	2	0.3	0	0.0

**Table 31 Expectations of sexual exclusivity with regular opposite-sex partner before respondent came to prison<sup>a</sup>**

Exclusivity expectations	Men (n=683)		Women (n=96)	
	No.	%	No.	%
I expected partner to have sex only with me	484	70.9	68	70.8
I expected to have sex only with partner	448	65.6	76	79.2
Discussed this with partner <sup>a,b</sup>	337	49.3	52	54.2
Both agreed after discussing it <sup>c</sup>	294	43.0 <sup>c</sup>	50	52.1 <sup>c</sup>

- (a) % of total sample in a relationship, i.e. regardless of what they expected.  
 (b) Clarification: 'Did you talk about whether it was OK for either of you to have sex with other people?'  
 (c) Of those who discussed this, 87.2% of men and 96.2% of women said they agreed.

**Table 32 Relationship to the opposite-sex partner with whom respondent had his or her last sexual experience before prison**

Relationship	Men (n=837)		Women (n=108)	
	No.	%	No.	%
Live-in partner	411	49.1	49	45.4
Regular partner, but not living together	154	17.1	37	34.3
Occasional partner	69	7.7	2	1.9
Casual partner or one-night stand	183	20.3	18	16.7
Other	18	2.0	1	0.9
Don't remember	2	0.2	0	0.0
Refused	0	0.0	1	0.9

coming to prison, around one third (258 (37.8%) of men and 38 (39.6%) women) reported that they had been using contraception. The primary methods used are displayed in Table 33. No respondents reported use of safe period methods.

**Table 33 Contraceptive methods used in regular relationship**

Contraception	Men (n=683)		Women (n=96)	
	No.	%	No.	%
Did not use contraception	419	61.3	57	59.4
Oral contraceptive	120	17.6	15	15.6
Condom	88	12.9	14	14.6
Progestogen injection or implant	26	3.8	6	6.3
Intrauterine device	5	0.7	2	2.1
Vasectomy, hysterectomy or tubal ligation	13	1.9	1	1.0
Withdrawal	1	0.1	0	0.0
Other	3	0.4	0	0.0
Don't know	8	1.2	1	1.0

### Morning-after pill

Twenty-seven women (20.8%) reported ever having used the morning-after pill. This is a low rate given the young age of the sample and the high proportion of sexually active women not using a regular method of contraception.

### Reproductive experiences (women)

Most of the women (112, 86.2% of the 130 who had had intercourse) had been pregnant at some time in the past. The median age at first pregnancy was 18 years (range 8 to 38 years). Pregnancy outcomes are presented in Tables 34 and 35. The majority (100, 89.3%) of these women had given birth to one or more children (mean 2.3 children, range 1 to 7) (Table 36).

It is possible that some women, when they were asked 'Have you ever been pregnant?', would not have counted pregnancies that ended in early miscarriage or were terminated, so these figures may be underestimates of the true proportion of pregnancies and their outcomes.

### Infertility

More than a quarter of the women (34, 26.2%) said they had had difficulties getting pregnant, and seven had received fertility treatment to help them get pregnant.

### Experiences of sexual coercion and unwanted sexual experiences

Sexual coercion was measured with the question 'Have you ever been forced or frightened by a male or a female into doing something sexually that you did not want to do?'. A total of 117 (13.0%) men and 80 (60.2%) women said this had happened

**Table 34 Outcomes of 464 pregnancies experienced by 112 women**

Pregnancy outcomes	No.	%
Live birth	268	57.8
Termination	89	19.2
Miscarriage	84	18.1
Stillbirth	11	2.4
Given up for adoption	12	2.6

**Table 35 Pregnancy outcomes experienced by women who had been pregnant**

Pregnancy outcomes	No.	n=112	n=134
		% of those who had been pregnant <sup>a</sup>	% of all women
One or more live births	100	89.3	74.6
One or more terminations	52	46.4	38.8
One or more miscarriages	52	46.4	38.8
One or more stillbirths	11	9.8	8.2
One or more children given up for adoption	5	4.5	3.7

(a) Adds to more than 100% because respondents could report more than one pregnancy outcome.

**Table 36 Number of children born to women who had one or more live births**

Number of children	No. n=100	% of those who had been pregnant n=112	% of all women n=134
One	28	25.0	20.9
Two	25	22.3	18.7
Three	22	19.6	16.4
Four	13	11.6	9.7
Five or more	12	10.7	9.0

to them. This is much higher than in the general community (4.8% men and 21.1% women) (de Visser et al., 2003a), and highlights the exposure of this population, particularly women, to violence and sexual intimidation.

The age at which the sexual forcing happened (or first happened to people who had been repeatedly forced) ranged from 1 to 60 years for men, and 1 to 50 years for women. Table 37 shows the gender of the perpetrator and Table 38 shows how many times this happened. A significant number of respondents (80 (68.4%) men, 56 (60.2%) women) did not tell anyone or seek help following the incident. For those respondents who did talk to someone, Table 39 shows who they spoke to.

## Sexual coercion

**Table 37 Gender of person(s) who had forced sexual activity on respondent**

Gender	Men (n=117)		Women (n=80)	
	No.	%	No.	%
Male	58	49.6	76	95.0
Female	38	32.5	0	0.0
Both	21	17.9	4	5

**Table 38 Number of times respondents had experienced forced sexual activity**

Frequency	Men (n=117)		Women (n=80)	
	No.	%	No.	%
Once	31	26.5	21	26.3
Twice	31	26.5	13	16.3
3–9 times	33	28.2	18	22.5
10 or more	16	13.7	19	23.8
Can't remember	6	5.1	9	11.3
Median	2		3	
Range	1–1000		1–520	

**Table 39 Who victims of sexual coercion spoke to following incident**

Who was spoken to after incident	Men (n=117)		Women (n=80)	
	No.	%	No.	%
Friend	6	5.1	6	7.5
Counsellor, psychologist, etc	10	8.5	11	13.8
Parent	10	8.5	9	11.3
Police	11	9.4	11	13.8
Brother or sister (sibling)	1	0.9	0	0.0
Other relative	2	1.7	4	5.0
Spouse/partner	3	1.5	1	1.3
Chaplain or other religious person	1	0.9	0	0.0
Rape crisis centre	2	1.7	0	0.0
Inmate	1	0.9	0	0.0
Other	1	0.9	8	10.0

Participants were also asked 'Have you ever had a sexual experience with a male or female when you didn't want to because you were too drunk or high at the time?'. Not surprisingly, women were more likely than men to report such incidents (Table 40). However, almost one third of men reported they had endured an unwanted sexual experience when they were too drunk or 'high'.

### Sexual difficulties

Overall, prisoners had higher rates of sexual difficulties than reported by the general community despite the younger age of the inmate sample

He said, you know, 'Share that with your mate'. I said, 'All right'. I drank it and the next day he's coming in, giving me a pair of blue shorts and a pair of Tiger Touch running shoes. And I said, 'What's that for?' And he said, 'No, have them, you know. And then he's asked me to come up to his cell for a cup of Milo ... and he's made a cup of Milo and given me a couple of biscuits. And I'm thinking, 'This is great,' you know, '... I'm in jail and I'm in with the tough blokes,' you know. And next thing he's onto me, 'How are you gonna pay me for these shoes and for the shorts and that?' I said, 'I haven't got anything to pay you'. And he's grabbed me by the – and then I, I felt something was wrong. And I sort of moved on the bed towards the door, and he grabbed me by the hair and he said, 'Well I think you have got something to pay me with'. And, and I just got up and sort of scampered out. (Male NSW prisoner, age 41)

**Table 40 Unwanted sexual experiences as a result of being too drunk or 'high'**

Unwanted sex	Men (n=899)		Women (n=133)	
	No.	%	No.	%
Yes	266	29.6	60	45.1
No	621	69.1	72	54.1
Can't remember	10	1.1	1	0.8
Refused	2	0.2	0	0.0

(Richters et al., 2003) (Table 41). For women inability to reach orgasm, worrying about their body looking unattractive during sex, not finding sex pleasurable and physical pain during intercourse were higher than reported by community respondents.

Some of these sexual difficulties may be related to mental health (see *Psychological wellbeing* under **General health** below), or the use of illicit or prescribed drugs that affect sexual drive and/or performance.

### Sex work

The experience of having paid for sex (Table 42) was almost twice as common among prisoners as among men and women in the general community (men 16%, women <1%) (Rissel et al., 2003d). The median age of first paying for sex with the opposite sex was 19 years for men (range 13 to 74 years),

**Table 41 Sexual difficulties experienced for a month or more in the 12 months before coming to prison**

Sexual difficulties	Men (n=832–889) <sup>a</sup>		Women (n=117–133) <sup>a</sup>	
	No.	%	No.	%
<i>Asked of everyone who had engaged in sex, including masturbation</i>				
Lacked interest in having sex	305	33.9	73	54.9
Inability to reach orgasm	131	14.8	47	38.2
Came to orgasm too quickly	374	42.2	15	12.2
<i>Asked of everyone who had engaged in intercourse</i>				
Physical pain during intercourse	65	7.8	30	25.6
<i>Asked of everyone who had engaged in sex with a partner</i>				
Did not find sex pleasurable	130	14.7	47	38.2
Felt anxious about performance	223	24.8	35	26.3
Had trouble keeping an erection	203	22.9	–	–
Had trouble with vaginal dryness	–	–	32	26.0
Worried during sex whether body looked unattractive	144	16.0	63	47.4

(a) *n* varies from 832 to 889 for men and 117 to 133 for women.

**Table 42 Experience of ever paying for or ever being paid for sex<sup>a</sup>**

Paid for sex	Men (n=899)		Women (n=133)	
	No.	%	No.	%
Has paid for sex	276	30.7	3	2.3
Has been paid for sex	86	9.6	28	21.1

(a) Includes intercourse, oral and manual sex.

**Table 43 Sexually transmissible infections and other conditions reported by respondents (ever had in lifetime)<sup>a</sup>**

Condition	Men (n=900)		Women (n=133)	
	No.	%	No.	%
Oral herpes	229	25.4	40	30.1
Pubic lice	193	21.4	22	16.5
Genital or anal warts	64	7.1	12	9.0
Penile or vaginal candidiasis	67	7.4	81	60.9
Chlamydia	79	8.8	26	19.5
Non-specific urethritis	62	6.9	–	–
Gonorrhoea	52	5.8	7	5.3
Hepatitis A	19	2.1	4	3.0
Genital herpes	26	2.9	5	3.8
Syphilis	34	3.8	8	6.0
Human papillomavirus (HPV) on Pap smear	–	–	8	6.0
Pelvic inflammatory disease	–	–	3	2.3
Bacterial vaginosis	–	–	7	5.3
Trichomoniasis	–	–	3	2.3
Any other genital pain or problem	89	9.9	31	23.3

(a) Respondents were not asked whether they had had a test or diagnosis, only whether they had 'ever had' the condition.

while no women had paid for sex with a man. For men, the median number of paid opposite sex partners was three (range 1 to 550 years).

Ten men (1.1%) had paid for sex with another man and three (2.3%) women had paid for sex with another woman.

For both men and women, having received payment for sex was many times more common than in the general population (Rissel et al., 2003d).

## Sexual health

### *Circumcision*

Under half (42.8%) of the men had been circumcised. This is consistent with the average young age of the sample and the age distribution of circumcision in the general population (Richters et al., 2006).

### *Sexually transmissible infections*

No testing for sexually transmissible infections (STIs) was undertaken in this study. Table 43 shows the STIs and other conditions that respondents reported when asked about each one individually.

These self-reported figures are likely to be an underestimate of actual infection rates, especially for conditions that are often asymptomatic. For example, although less than 1% of NSW prisoners in 1996 reported a history of genital herpes, 21% of men and 58% of women were serologically positive for herpes simplex virus type 2 (Butler et al., 2000).

Reported rates of hepatitis B and hepatitis C (Table 44) were lower than those found in serological screening. The 2007 Prison Entrants Bloodborne Virus Survey (Butler & Papanastasiou, 2008) found that 32% of Queensland prison entrants tested positive for hepatitis C antibody, 9% tested positive for hepatitis B core antibody, and <1% tested positive for HIV antibody.

**Table 44 Ever had other blood-borne virus infections**

Infection	Men (n=900)		Women (n=133)	
	No.	%	No.	%
Human immunodeficiency virus (HIV)	4	0.6 <sup>a</sup>	1	0.9 <sup>a</sup>
Hepatitis B <sup>b</sup>	30	3.3	2	1.5
Hepatitis C <sup>b</sup>	219	24.3	40	30.1

- (a) Represents the percentage of those ever tested for HIV (n=721 men; n=109 women).  
 (b) Respondents were not asked whether they had had a blood test, only whether they had 'ever had' the condition.

**Table 45 Correct answers to STI knowledge questions**

Question	Men (n=900)		Women (n=134)	
	No. correct	% correct	No. correct	% correct
Chlamydia affects only women (False)	486	54.0	54	40.3
Chlamydia can lead to infertility in women (True)	463	51.4	95	70.9
Once a person has caught genital herpes, they will always have the virus (True)	544	60.4	103	76.9
Cold sores and genital herpes can be caused by the same virus (True)	531	59.0	100	74.6
AIDS only affects gay men (False)	812	90.2	122	91.0
You can tell who might have a sexually transmissible infection just by looking at them (False)	658	73.1	106	79.1

**Table 46 Agreement ('agree' or 'strongly agree') with sexual attitude statements**

Sexual attitude statements	Men (n=900)		Women (n=134)	
	No.	%	No.	%
Films these days are too sexually explicit	275	30.6	57	42.5
Sex before marriage is acceptable	781	86.8	120	89.6
If two people had oral sex, but not intercourse, you would still consider that they had sex together	661	73.4	108	80.6
An active sex life is important for your sense of well-being	708	78.7	95	70.9
Abortion is always wrong	383	42.6	41	30.6
Having an affair when in a committed relationship is always wrong	722	80.2	108	80.6
Sex tends to get better the longer you know someone	611	67.9	88	65.7
Sex between two adult women is always wrong	207	23.0	28	20.9
Sex between two adult men is always wrong	524	58.2	46	34.3

### Knowledge about STIs

Overall, knowledge about STIs (see first four statements in Table 45) was better than that of the general population (Grulich et al., 2003b). Prisoners were almost all aware that AIDS did not affect only gay men and most knew that you could not tell by looking at someone whether they might have an STI.

### Sexual attitudes

Prisoners' attitudes toward sexual matters were remarkably similar to those of the general population (Rissel et al., 2003b), with the exception that both men and women prisoners were more likely to disapprove of abortion, and the men in prison were much less tolerant of male-to-male sexual activity than men in the community (Table 46).



## General health

### Self-rated health

Most prisoners felt their health was 'excellent', 'very good' or 'good' (Table 47), despite the evidence from prison health surveys which find they suffer from a range of chronic health problems (Butler & Milner, 2003). About one prisoner in 10 (94 (10.4%) men, 13 (9.7%) women) had a health condition or disability that hindered their mobility.

### Health conditions

Seventy-seven men (8.6%) and 12 (9.0%) women were currently taking medication for high blood pressure or a heart condition. Fifty-one men (5.7%) and 15 women (11.2%) had ever been diagnosed with diabetes or hyperglycaemia (high blood sugar).

### Psychological wellbeing

Nearly one third of men (292, 32.4%) and a larger proportion of women (60, 44.8%) had been told by a health professional that they had an emotional or mental health problem (e.g. depression, schizophrenia, psychosis, anxiety disorder, personality disorder, ADD/ADHD, or substance use dependence). These self-reported figures are low compared with those found using more rigorous psychiatric screening instruments, but they highlight the large burden of undiagnosed mental illness present in this population (Butler et al., 2006). Thirteen per cent (118) of all men (40.4% of those who had a mental health problem) had been admitted to a hospital or psychiatric facility for an emotional or mental health problem. Among the women, 16.4% (22) had been admitted to a hospital or psychiatric facility (36.7% of those with a mental health problem).

Respondents were asked about their emotional state of mind using the Kessler Psychological Distress Scale (6-item version) (K6) (see Methods section) and an additional question about irritability (Table 48).

A hundred men (11.1%) and 19 women (14.2%) scored 19 or higher on the K6, indicating 'extreme psychological distress'. This threshold has been used as a cut point in general population studies for estimating the proportion of serious mental illness (Furukawa et al., 2003).

Table 47 Respondents' opinion of their general health

General health	Men (n=900)		Women (n=134)	
	No.	%	No.	%
Excellent	208	23.1	17	12.7
Very good	305	33.9	44	32.8
Good	252	28.0	49	36.6
Fair	102	11.3	16	11.9
Poor	30	3.3	8	6.0
Don't know	3	0.3	0	0.0

Table 48 Proportion of respondents who felt negative emotions 'most' or 'all' of the time in the past four weeks

Negative emotions	Men (n=900)		Women (n=134)	
	No.	%	No.	%
K1 Nervous	99	11.0	20	15.0
K2 So sad that nothing could cheer you up	82	9.1	10	7.4
K3 Restless or fidgety	184	20.5	33	24.6
K4 Hopeless	96	10.7	10	7.4
K5 That everything was an effort	119	13.2	21	15.7
K6 Worthless	73	8.2	9	6.7
Irritable or bad-tempered	125	13.9	14	10.4

### Tobacco smoking

The majority of the prisoners were current tobacco smokers (71.4% (643) men, 74.6% (100) women). Almost all of the men (98%) and all (100%) of the women who smoked tobacco did so on a daily basis. The median duration of smoking for men was 14 years (range 1 to 73 years), and for women it was also 14 years (range 1 to 35 years). The median cigarette consumption for men was 15 cigarettes per day (range 1 to 100 cigarettes) and for women it was 17 (range 3 to 100 cigarettes).

### Alcohol use

In the 12 months before coming to prison, most respondents had consumed alcohol (85.4% (769) men, 76.1% (102) women). Frequency of drinking alcohol is shown in Table 49.

For those who drank alcohol, the number of drinks consumed per day on the days they drank alcohol ranged from 1 to 200 for men, and from 1 to 72 for women. Of these, ten men reported 80–140 drinks a day and one man reported the implausible figure of 200 drinks. It is possible that

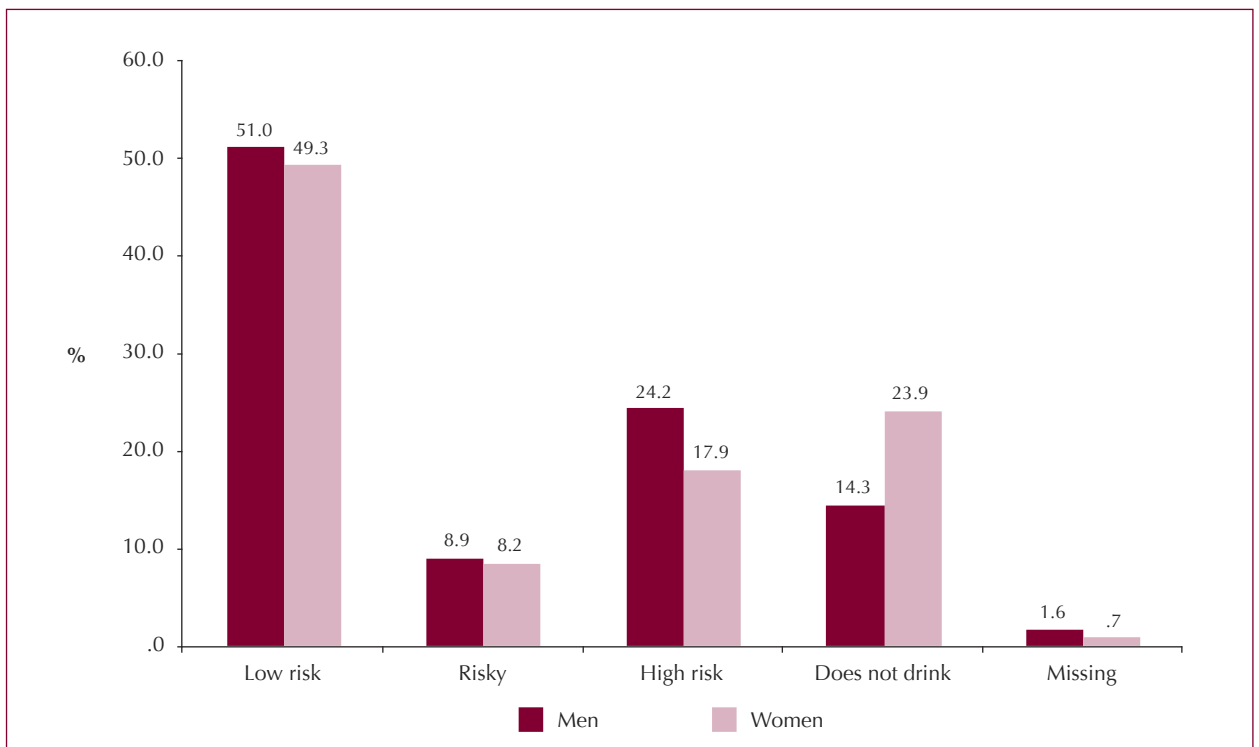
## Sexual frustration

Anybody in jail gets sexually frustrated. You know? I reckon even women would get sexually frustrated in jail. [...] It [masturbation] relieves some tension, yeah. I've, I've, personally I've found it does. But it doesn't relieve the sexual frustration of wanting to have actual sex with your loved one, with your partner, or with a stranger, or what-not. No matter how many bats you have a day, it will not take away the frustration. And not only the frustration but the feeling, the sensation. Everything that, that's involved with, you know, going down on a female or foreplay, or whatever you and your partner's thing is. What a lot of people don't understand is that [...] you get that sexually frustrated that at times even, even seeing a breast on TV shows will be enough to excite you to go and have a bat. [...] I know guys that deliberately scan through the TV guide, and check the ratings on SBS movies just to see if it says 'X'. They highlight it. 'Yep, we've gotta watch that one.' And then it goes around the whole week, 'SBS Friday night, fellas! Good movie on. Yeah, watch it and make sure!' Everybody soon knows about it. (Male NSW prisoner, age 45)

**Table 49** Frequency of drinking alcohol in the 12 months before coming to prison

Frequency	Men (n=900)		Women (n=134)	
	No.	%	No.	%
Every day	222	24.7	19	14.2
5–6 days a week	33	3.7	5	3.7
3–4 days a week	97	10.8	9	6.7
1–2 days a week	238	26.4	35	26.1
Fortnightly or less	63	7.0	9	6.7
Monthly or less	116	12.9	25	18.7
Did not drink alcohol	129	14.3	32	23.9
Don't know	2	0.2	0	0.0

the concept of 'standard drinks' was not understood by all respondents (WHO, 2000; Stockwell et al., 2008). Definitions offered by interviewers (see questionnaire) in terms of glasses may not have been applicable for some drinking settings. Weekly alcohol consumption is shown in Figure 3, indicating that 33% of men and 26% of women consumed alcohol at 'risky' or 'high risk' levels according to the 2001 NHMRC guidelines (more than 28 standard drinks per week for men and more than 14 standard drinks per week for women) (NHMRC, 2001).



**Figure 3** Risk categories for weekly alcohol consumption according to 2001 NHMRC alcohol guidelines (900 men, 134 women)



### Use of non-prescribed drugs

Around three-quarters of prisoners (690 (76.7%) men, 97 (72.4%) women) had taken non-prescribed drugs in their lifetime. The types of non-prescribed drugs are shown in Table 50. The illicit drugs most commonly used were cannabis and amphetamines (including ice/crystal, speed, MDA etc.).

Of the inmates who had taken illicit drugs in the 12 months before coming to prison, more than half the men (426; 61.7%) and three-quarters of the women (74; 76.3%) had also injected drugs (47.3% men and 55.2% of total sample). About one third (140) of men and 36.5% (27) of women who had injected drugs reported having used a needle after someone else had used it.

### Tattooing and body piercing

Over half of the prisoners (540 (60.0%) men, 76 (56.7%) women) had ever been tattooed; 221 men (24.6% of the total sample) and 18 (13.4%) women had it done while they were in prison.

Approximately half of the men (45.7%; 411) and three-quarters of the women (74.6%; 100) had body piercings (including earrings). Of those with a body piercing, 14.6% (60) of men and 12% (12) of women had the piercing done while they were in prison. The body location of the piercings is shown in Table 51. Men were also asked about sub-cutaneous penile insertions ('marbling'); 34 (3.8%) men had done this, most (22 men) while in prison.

**Table 50 Use of non-prescribed drugs<sup>a</sup>**

Non-prescribed drugs	Men (n=900)		Women (n=134)	
	No.	%	No.	%
Cannabis	541	60.1	66	49.3
Heroin	210	23.3	28	20.9
Methadone	71	7.9	11	8.2
Other opiates	190	21.1	24	17.9
Amphetamines	433	48.1	68	50.7
Cocaine	189	21.0	31	23.1
LSD or other hallucinogens	186	20.7	21	15.7
Ecstasy	337	37.4	46	34.3
Benzodiazepines	152	16.9	25	18.7
Steroids	42	4.7	1	0.7
Other drugs	58	6.4	5	3.7
No drugs	210	23.3	37	27.6

(a) Adds to more than 100% because multiple responses permitted.

**Table 51 Location of body piercings<sup>a</sup>**

Location	Men (n=900)		Women (n=134)	
	No.	%	No.	%
Ear	320	35.6	73	54.5
Mouth/tongue	50	5.6	21	15.7
Other face	82	9.1	32	23.9
Genitals	57	6.3	3	2.2
Nipples	115	12.8	10	7.5
Belly button	4	0.4	34	25.4
No piercings	489	54.3	34	25.4

(a) Adds to more than 100% because multiple responses permitted.

## RESULTS PART 3: EXPERIENCES IN PRISON

### Length of time in prison

For 38.9% of men and 55.2% of women, this was their first time in an adult prison. The distribution of total time spent in prison during their lives is shown in Figure 4, indicating that in general the men had served more time in prison than women. Overall, over half of the men (55.9%) and around two-thirds of women (64.9%) had served less than one year of their current sentence at the time of interview (Figure 5, p.28).

### Short-term release

During their time in prison, 11.2% (101) of men and 10.4% (14) of women had received some type of day or weekend release (Table 52).

Two hundred and seventy-three men (30.3%) and 16 women (11.9%) had spent time in a juvenile detention facility. For these respondents the total time spent in juvenile detention is shown in Table 53.

Table 52 Type of release<sup>a</sup>

Type	Men (n=900)		Women (n=134)	
	No.	%	No.	%
Day release	19	2.1	2	1.5
Weekend release	22	2.4	2	1.5
Work release	55	6.1	6	4.5
Study release	9	1.0	5	3.7
Other	14	1.6	2	1.5
No release	799	88.8	120	89.6

(a) Multiple responses permitted.

Table 53 Total time spent in a juvenile detention facility

Time	Men (n=273)		Women (n=16)	
	No.	%	No.	%
Less than 6 months	76	27.8	3	18.8
6 months to less than 1 year	30	11.0	3	18.8
1 year to less than 2 years	55	20.1	2	12.5
2 years to less than 5 years	82	30.0	3	18.8
5 years to less than 10 years	22	8.1	5	31.3
10 years or more	4	1.5	0	0.0
Can't remember or refused	4	1.5	0	0.0

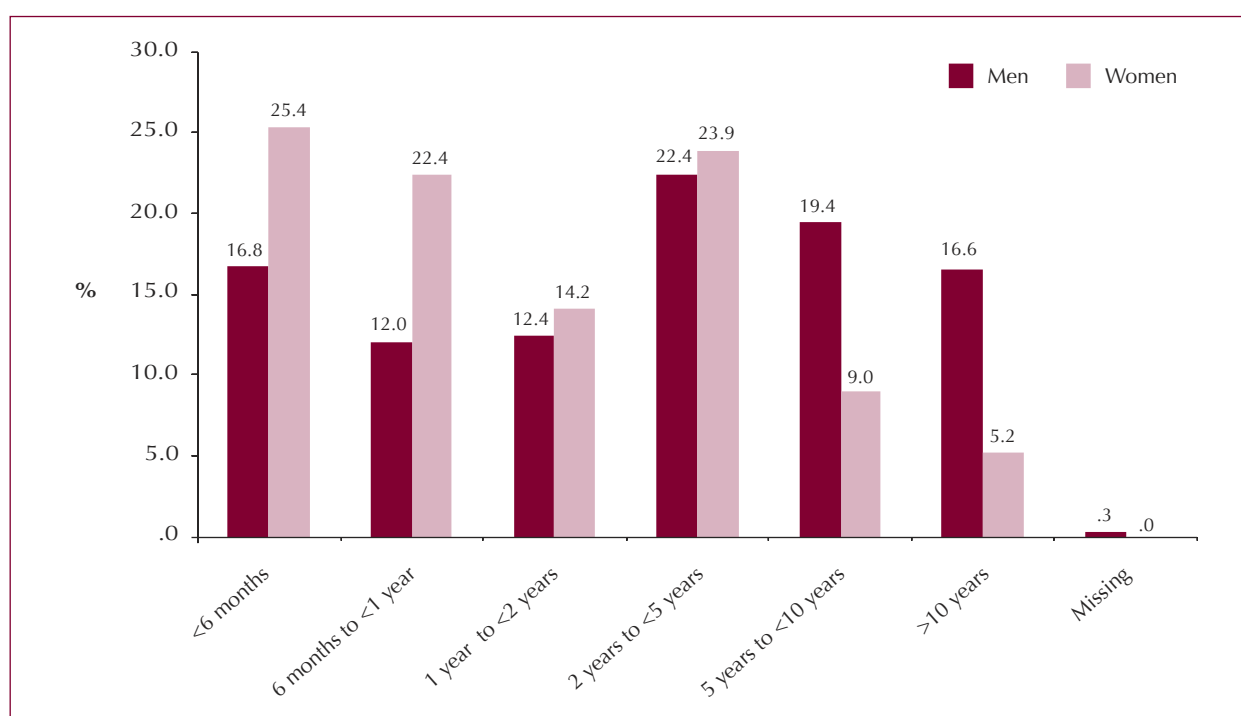


Figure 4 Total time (lifetime) spent in adult prisons (900 men, 134 women)

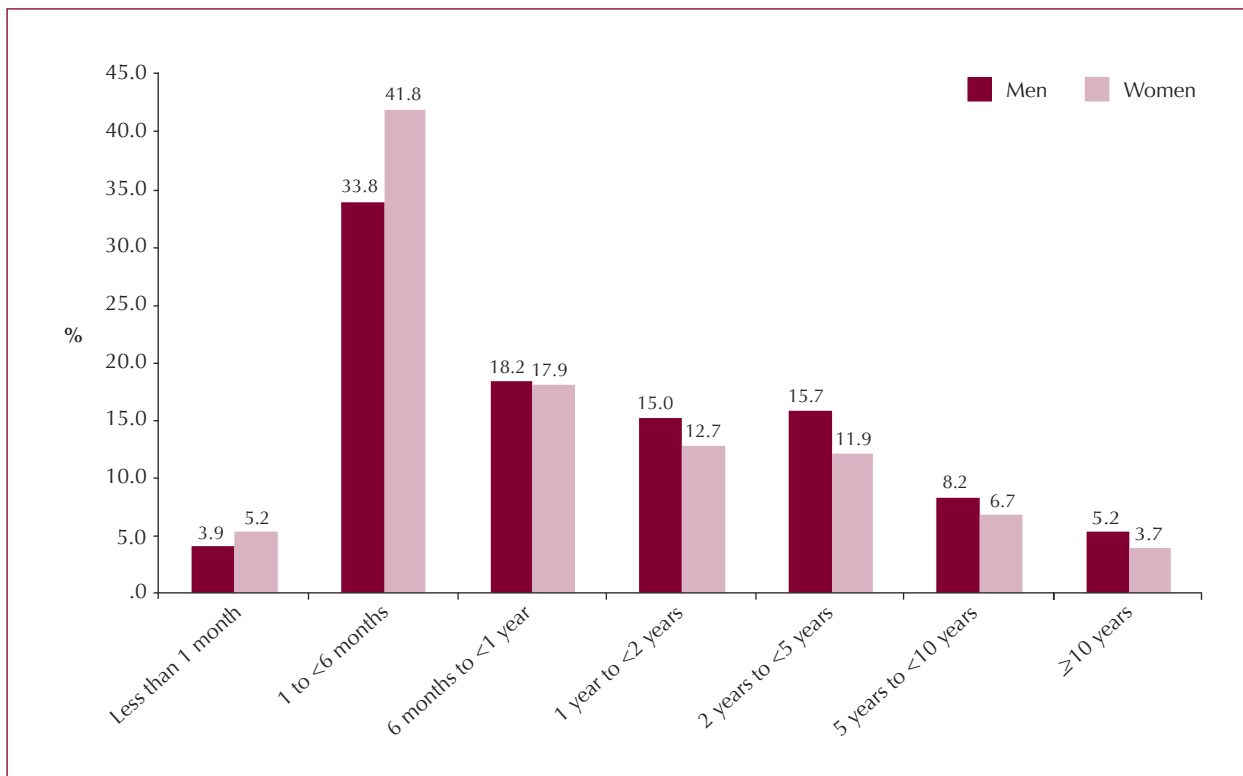


Figure 5 Total time served of current sentence at the time of interview (900 men, 134 women)

### Contact with partners, friends and family outside prison

Around three-quarters of men (74.2%; 668) and over two-thirds of women (68.7%; 92) reported receiving a face-to-face visit from a partner, family member or friend since they came into prison.

The median number of contacts with partners (including face-to-face visits, letters and phone calls) in the past four weeks was 20 for men (range 0 to 342 contacts) and 13 (range 0 to 95 contacts) for women. A few people reported no contact with their partner while in prison. For those reporting a continuing regular relationship with a partner, Table 54 shows the modes of contact used by men and women.

Table 54 How respondents kept in contact with their regular partner<sup>a</sup>

Contact method	Men (n=288)		Women (n=33)	
	No.	%	No.	%
Telephone	248	86.1	20	60.6
Visits	190	66.0	13	39.4
Letters	218	75.7	21	63.6
Other	3	1.0	0	0.0
No contact	2	0.7	1	3.0

(a) Multiple responses permitted.

### Regular relationships

As mentioned above, around three-quarters of men and women had a regular opposite-sex partner before coming to prison, and nine men (1%) and 16 women (12%) had a regular same-sex partner (Table 55). However, only around half of men and women were still in these relationships, with around one third (33% men, 27% women) reporting that coming into prison was the cause of the relationship ending. Although much smaller numbers of men and women reported they were in same-sex relationships prior to prison, a higher proportion of women than men reported that incarceration caused the relationship to end.

### Sexual contacts in prison

#### Men

Seventy-nine men (8.8%) reported they had ever engaged in some form of sexual contact (intercourse, oral sex, manual sex, kissing or touching) with another prisoner (Table 56). The length of time they had been in prison before this happened ranged from three days to 18 years.

For 49 men (62.0% of those who had any sexual contact with an inmate), this happened during their

## Demanding favours from gay men

They're not gay, they're straight people, they just want to use you [...] and then, if you're walking down [...] one of the wings a couple of hours later, they're going to be the one going to you, 'Oh you dirty rotten poof, bugger off'. [...] you're just a piece of meat. Because they're horny, they want a favour, they're sick of doing it with their hand. (Male NSW prisoner, age 22)

first episode in prison. Most men (70) who reported a sexual experience in prison said that the first time was consensual, seven said it was not consensual, and two said it was 'sort of' consensual. For 45 men this was their first sexual experience with another man.

The median number of other prisoners the 79 men had sexual contact with was two (range one to 50, with an outlier of 2500). Of those men who had had sex in prison, most had encounters with between one and five inmates. Only two men reported they had used a condom for anal intercourse with another inmate. Men who had sexual contact with another inmate were asked about reasons why. The majority reported 'pleasure' as the principal reason (Table 57). Note that some men who had had sexually coercive experiences may not have counted this as 'sexual contact' when asked about sex.

The last time these 79 men had experienced sexual contact with another inmate ranged from the day of interview to 20 years earlier. Almost two-thirds (63.3%) reported the sexual contact had occurred

**Table 57 Reasons agreed to by 79 male respondents who had had sexual contact with another inmate<sup>a</sup>**

Reasons	No.	%
For pleasure	67	84.8
To avoid being physically or sexually assaulted	11	13.9
To pay for drugs	1	1.3
To pay for other goods (like food etc.)	4	5.0
To repay any other debt	2	2.5

(a) Multiple responses permitted.

one year or more ago. Seventy-one men (89.9%) said they had consented to sex on this last occasion. During the last sexual encounter, most respondents had engaged in oral or manual sex (Table 58).

**Table 55 Regular relationship status of men and women before prison and since coming into prison**

Relationship status	Opposite-sex relationship before prison				Same-sex relationship before prison			
	Men		Women		Men		Women	
	(n=900)	%	(n=134)	%	(n=900)	%	(n=134)	%
In a regular relationship before prison (% yes)	683	75.9	96	71.6	9	1	16	11.9
Still in pre-prison relationship (% yes)	358	52.4 <sup>a</sup>	44	45.8 <sup>a</sup>	5	55.6 <sup>a</sup>	3	18.8 <sup>a</sup>
No longer in pre-prison relationship (% no)	297	43.5 <sup>a</sup>	46	47.9 <sup>a</sup>	2	33.3 <sup>a</sup>	13	81.3 <sup>a</sup>
Not sure about pre-prison relationship (% unsure)	28	4.1 <sup>a</sup>	6	6.3 <sup>a</sup>	1	11.1 <sup>a</sup>	0	0.0 <sup>a</sup>
Pre-prison relationship ended due to prison (% yes)	230	33.7 <sup>a</sup>	26	27.1 <sup>a</sup>	2	22.2 <sup>a</sup>	9	56.2 <sup>a</sup>

(a) Percentage of those in a pre-prison regular relationship.

**Table 56 Number of male inmates with whom respondents had had any sexual contact for 79 men reporting sexual contact with another inmate**

Number	Any contact <sup>a</sup>		Fellatio <sup>b</sup>		Anal intercourse <sup>b</sup>	
	No.	%	No.	%	No.	%
None	–	–	13	16.5	47	59.5
One	27	34.2	23	29.1	16	20.3
2–5	36	45.6	31	39.2	9	11.4
6–10	9	11.4	5	6.3	3	3.8
11–20	4	5.1	3	3.8	3	3.8
21–50	1	1.3	2	2.5	0	0.0
>50	1	1.3	1	1.3	1	1.3
Don't know/Refused	1	1.3	1	1.3	0	0.0

(a) Any sexual contact with another male prisoner including anal intercourse, oral sex, manual sex and touching.

(b) Includes both receptive and insertive.

## Relationships inside and outside

*How many more years do you have left?*  
 Three and a bit. Nearly four. I want to get out before sixty. I want to have a few years left. My wife's still out there. She's still supporting me.

*Does she know about your [relationship with a transvestite in jail]?*  
 No, come on. Do you think I should tell her? *Some do, some don't.*

It'd kill her. It would kill her. I couldn't do that. I can't do anything inside. ... I know, I would have no concerns if she had a, had something on the outside. That's fine. You know? I've taken away from her that I'm in here. But yeah, I feel slightly guilty about it ... the possibility of doing the wrong thing. (Male NSW prisoner, age 56)

**Table 58 Sexual practices engaged in by 79 male respondents at last sexual contact with another inmate<sup>a</sup>**

Sexual practices	No.	%
Manual sex (respondent's penis)	66	83.5
Manual sex (respondent's hand)	24	30.4
Insertive fellatio (respondent's penis)	56	70.9
Receptive fellatio (respondent's mouth)	18	22.8
Insertive anal intercourse (respondent's penis)	17	21.5
Receptive anal intercourse (respondent's anus)	5	6.3

(a) Multiple responses permitted.

### Women

Women were more likely than men to report having had sexual contact (oral sex, manual sex, kissing, touching) with another prisoner whilst in prison (26.9%, 36). The length of time they had been in prison before this happened ranged from one day to five years. For 23 women (63.9% of those who had had a sexual experience in prison), this happened during their first time in prison. Almost all the women (94.4%, 34) said it was consensual. Nine women (25% of those who had had a sexual experience in prison) said that it was their first sexual experience with a female. The median number of other prisoners these women had had sexual contact with in prison was two (range one to 14 inmates) (Table 59).

**Table 59 Number of female inmates with whom respondents had had any sexual contact for 36 women reporting sexual contact with another inmate**

Number	Any contact <sup>a</sup>		Oral sex <sup>b</sup>	
	No.	%	No.	%
One	17	47.2	19	52.8
2-5	13	36.1	9	25.0
6-10	4	11.1	3	8.3
11-20	2	5.6	2	5.6

(a) Any sexual contact with another female prisoner including oral sex, manual sex etc.

(b) Includes giving and receiving.

Women who had had sexual contact with another inmate were asked about reasons why they might have done this (Table 60). Most reported it was for pleasure. Note that some women who had had sexually coercive experiences may not have counted this as 'sexual contact' when asked about sex.

The last time these 36 women had had sexual contact with another inmate ranged from the day of interview to six years earlier. All but one

**Table 60 Reasons agreed to by 36 female respondents who had had sexual contact with another inmate**

Reasons	No.	%
For pleasure	32	88.9
To avoid being physically or sexually assaulted by someone else, i.e. for protection	4	11.1

**Table 61 Sexual practices engaged in by 36 female respondents at last sexual contact with another inmate<sup>a</sup>**

Sexual practices	No.	%
Manual sex (respondent's vaginal area)	26	72.2
Manual sex (respondent's hand)	26	72.2
Cunnilingus (respondent's vaginal area)	23	69.7
Cunnilingus (respondent's mouth)	22	66.7

(a) Multiple responses permitted.

woman reported that they had consented to sex on that occasion. Practices engaged in are shown in Table 61.

### Physical and sexual assaults in prison

Non-sexual physical assault in prison is fairly common, with one third of men and one fifth of women reporting they had been assaulted or attacked (clarified by interviewers as 'beaten up or injured') in prison (303 (33.7%) men; 27 (20.1%) women). The median number of physical assaults on these 303 men was two (range: one to 300 assaults), and for the 27 women it was one (range: one to eight assaults).

Around a third of men and women had worried about being sexually assaulted before they came

## Masturbation

Yeah, like some blokes, I know a bloke [...] He didn't have his TV until the other day. He was doing it about twelve times a day just out of boredom. [...] A lot of young blokes do it a fair bit. Like a lot.

*Do they use any toys or any devices, or condoms?*

[...] You're not allowed to have like toys and all that in jail. You can't, they make condoms out of yoghurt bottles – ah condoms! What do you call them again? Dildos. [...] or a thick texta or, I don't know what else they use.

(Male NSW prisoner, age 25)

to prison (Table 62). Far fewer were currently frightened of being sexually assaulted in prison. Similar proportions of men and women had actually been threatened with sexual assault in prison. Of the 75 men who had been threatened with sexual assault the median number of threats was two (range one to 300 threats), and for women the median number of sexual threats was three (range one to 30 threats). Twenty-six men (2.9%) and five women (3.8%) said they had been 'forced or frightened' into unwanted sexual activity in prison (Table 62).

Thirty men (3.3%) and no women reported they had been sexually coerced while in juvenile detention.

### Masturbation and sexual frustration

Most people had masturbated while they were in prison (782 (86.9%) men and 56 (78.9%) women), with 755 men (83.9% of the total sample) and 54 women (40.3%) having masturbated in prison within the past four weeks. Reported frequency of masturbation in the previous four weeks ranged from one to 500 times for men and one to 30 times for women. Men reported masturbating more frequently than women in the past four weeks (men median six times, women median three times). Ninety men (10.0%) and five women (3.7%) had masturbated in the presence of others (i.e. someone that they were not having sex with at the time).

Approximately half of the men (54.3%, 489) and women (46.3%, 62) said they had felt sexually frustrated while in prison.

### Attitudes to sex in prison

Despite the difficulty with the double negative in disagreeing with the statement 'Choosing to have sex in prison doesn't make you gay', most male prisoners (71.1%) resolutely held that having sex with men *did* make you gay. Overall, women were much more tolerant of same-sex contact and of sex in prison (Table 63).

There was strong support amongst men, and high support from women, for the idea of permitting overnight prison visits from their partners.

### Sexual health services in prison

#### Access to health services

The majority of prisoners had seen a prison clinic nurse while in prison (658 (73.1%) men and 97 (72.4%) women). A third of the men

**Table 62 Sexual coercion in prison: perception before prison and experience in prison**

Perception and experience	Men (n=900)		Women (n=134)	
	No.	%	No.	%
Before coming to prison, worried about being sexually assaulted in prison	330	36.7	35	26.1
Currently scared of being sexually assaulted in prison	62	6.9	9	6.7
Threatened with sexual assault	75	8.3	8	6.0
Forced or frightened into unwanted sexual activity	26	2.9	5	3.8

**Table 63 Prisoners' agreement ('agree' or 'strongly agree') with attitude statements about sex in prison**

Attitude statements about sex	Men (n=900)		Women (n=134)	
	No.	%	No.	%
Sex between two consenting inmates in prison is always wrong (% agree)	514	57.1	43	32.1
It's OK for inmates to have sex in prison then go back to their partners (% agree)	133	14.8	36	26.9
Choosing to have sex in prison doesn't make you gay (% agree)	177	19.6	65	48.5
Inmates should be allowed to have private (i.e. overnight) family/partner visits (% agree)	790	87.8	99	73.9



## Attitudes towards sex in jail

A lot of people think, you know, it's, 'Well he's had a blow job', or, 'He's been rooted up the bum', you know, 'He must be gay'. But what a lot of people, especially on the outside, don't understand, is that everybody that's in jail's only human. It's only normal for a human to want to have sex. [...] Fair enough, I must admit, I've thought about it many times, but just not with males. [...] with my fiancée and stuff like that [...] like fantasise. Everybody does that, you know, it's just being part of being human. But the main thing with jail sex is, everybody just turns around and says, 'Well it's only jail sex. You leave it at the door. Leave it at the gate as you walk out. Forget about it.' Honestly, I don't know how they could though. To be honest, it's, it's always gonna be in the back of your head. (Male NSW prisoner, age 45)

(312, 34.7%) and nearly half the women (62, 46.3%) said they had been tested for an STI while they were in prison.

Around half of the men (46.6%, 419) and women (48.5%, 65) believed that the information they gave to prison clinic nurses would be kept confidential, and about two-thirds (587 (65.2%) men, 93 (69.4%) women) said that they felt comfortable seeing a clinic nurse for a sexual health matter.

Given the choice, women prisoners mostly preferred to see female prison clinic nurses for sexual health matters whereas most men did not express a preference for seeing male nurses (Figure 6).

## Drugs in prison

Since coming into prison, about one in five prisoners had taken non-prescribed drugs, and around one in ten had injected drugs (Table 64). Of those who injected drugs in prison, almost all had re-used a needle after someone else.

**Table 64 Use of drugs in prison**

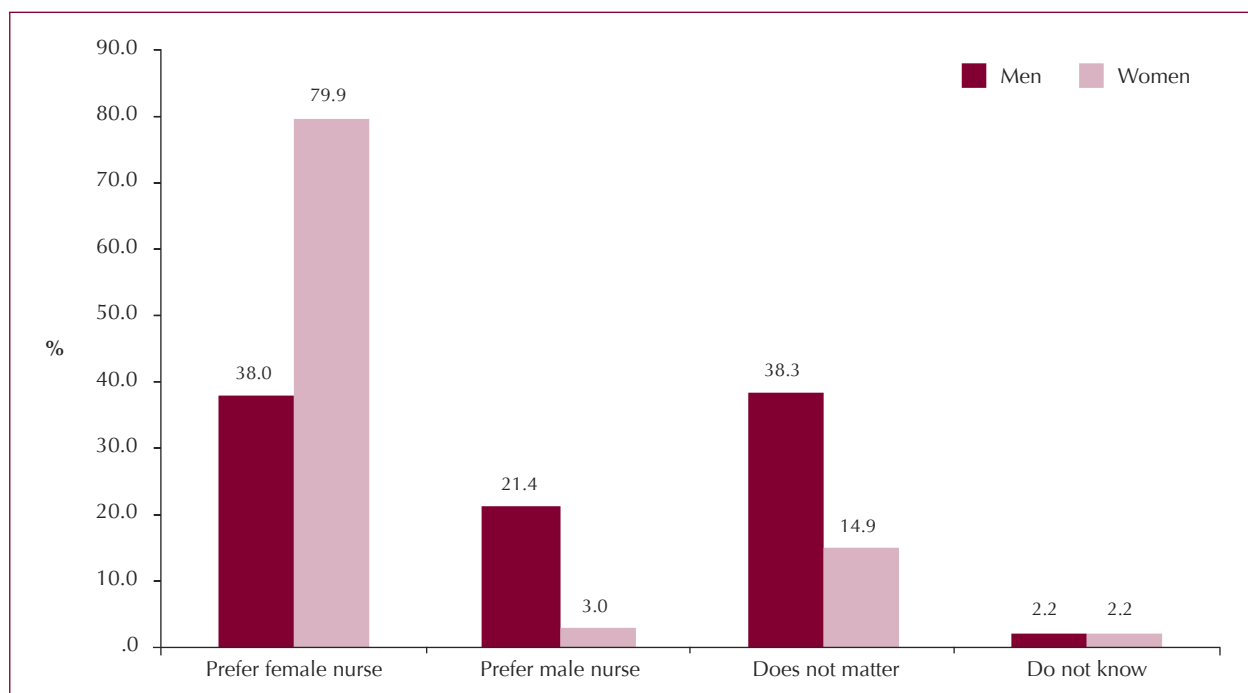
Use of drugs	Men (n=900)		Women (n=134)	
	No.	%	No.	%
Used a non-prescribed drug	184	20.4	23	17.2
Injected a drug	118	13.1	14	10.4
Used a needle after someone else	114	96.6 <sup>a</sup>	13	92.9 <sup>a</sup>

(a) Percentage of those who injected in prison.

## Risk behaviours after release from prison

### Sex during periods of short-term release

Prisoners are sometimes allowed out of prison temporarily to undertake work in the community, to study and to visit families. Of those allowed short-term prison release 54 men (53.5% of 101) and two women (14.3% of 14) reported having had sexual contact during this temporary release.



**Figure 6 Gender preference for seeing prison clinic nurses for sexual health matters (900 men, 134 women)**

*Sex after release from prison*

Little is known of risk behaviours immediately following release from prison. Of the 550 men and 60 women who had previously been in prison, 524 men and 56 women could recall when they had sex after release (Table 65) and who they had it with (Table 66). The median time to first sexual contact was less than one day (range less than one day to 24 years), and for women it was 3.5 days (range less than one day to two years).

Table 66 shows the relationship to the partner with whom the respondent had his or her first sexual experience after release from prison. A small proportion of men reported this partner was a sex worker, with around three in ten men and women reporting a casual partner or one-night stand as their first sexual contact following release.

Of the respondents who said their first sexual contact following their last release from prison was a casual partner or one-night stand, more than half the men (89) and one woman reported they did not use a condom.

**Table 65 Time to first sexual contact<sup>a</sup> following release from prison for the 550 men and 60 women who had a previous episode of incarceration**

Time	Men (n=550)		Women (n=60)	
	No.	%	No.	%
Less than 1 day	290	52.7	17	28.3
1–2 days	110	20.0	8	13.3
3–7 days	39	7.1	8	13.3
1–4 weeks	46	8.4	10	16.7
1–6 months	31	5.6	10	16.7
>6 months	8	1.5	3	5.0
Refused	2	0.4	2	3.3
Can't remember	23	4.2	1	1.7
Never had sex	1	0.2	1	1.7

(a) Refers to any contact the respondent considered to be sexual.

**Table 66 Relationship to the person with whom respondent had his or her first sexual experience after release from prison (524 men and 56 women who had sex)**

Relationship	Men (n=524)		Women (n=56)	
	No.	%	No.	%
Regular partner mentioned previously	207	39.5	26	46.4
Another regular partner	79	15.1	6	10.7
Occasional sexual partner	49	9.4	4	7.1
Casual partner/one-night stand	161	30.7	17	30.4
Sex worker	26	5.0	0	0.0
Other	2	0.4	3	5.4

We're all human in here. It's all instinct. You know? Why not give [conjugal visits] a try, even if it's just once a month? Have just one particular day where you can get anybody that's got a relationship or anybody, like even in the States, I know that even if you don't have a partner, they'll actually let you bring in a hooker. And they'll actually take the money out of like your jail account to pay for that hooker, just to provide you that sexual event. Will it relieve all the sexual frustration here? It mightn't relieve it, like get rid of it completely. But it'll help reduce it a hell of a lot because I know, I know that's one thing that a lot of guys do miss. And a lot of guys feel that, that that's one thing that they're missing not only in their relationship but their partners are also missing out on it and everything else. [...] I think it would help to maintain a relationship a lot more. You know, my fiancée one night got drunk. Hadn't had it in over a year, and decided well why not. You know? It's been so long. Bang! You know? ... if you and your fiancée were doing it while you were in jail, she wouldn't have done that? I can't say she definitely would not have done it because I strongly believe that a lot of it had to do with the alcohol, how drunk she was that night. But I think that it would have helped for her not to start to even think about doing something like that. (Male NSW prisoner, age 45)

*Drug and alcohol use following release from prison*

As a measure of binge drinking, we asked whether respondents had drunk more than six standard drinks in any one day in the two weeks following release; more than half of the men had done so (Table 67).

**Table 67 Risk behaviours in the two weeks following release from prison**

Risk behaviours	Men (n=550)		Women (n=60)	
	No.	%	No.	%
Took illicit drugs (% yes)	314	57.1	38	63.3
Shared injecting equipment	48	8.7	15	25.0
Consumed alcohol	409	74.4	36	60.0
Consumed 6 or more standard drinks on any one day in 2 weeks after release	315	57.3	26	43.3
Paid to have sex	5	0.9	0	0.0
Was paid for sex	5	0.9	3	5.0

## RESULTS PART 4: INSIGHTS FROM THE NEW SOUTH WALES IN-DEPTH INTERVIEWS

Between August 2006 and June 2007, Dr Lorraine Yap from the University of New South Wales conducted 58 face-to-face interviews with 59 current and ex-prisoners in NSW only. One interview was with a couple in a long-term relationship in a men's prison. Thirty-two men, 19 women and seven male-to-female transgender people were interviewed. Eighteen interviews were conducted with ex-prisoners and 41 with current prisoners. Participants were aged between 19 and 60 years and current inmates had prison sentences ranging from less than 12 months to 20 years; some were repeat offenders. They identified themselves as heterosexual, bisexual, gay or lesbian, and (among transgender people) as 'having sexual relations with men only'.

Recruitment was purposive and the interviewees were not representative of the inmate population. The open-ended, in-depth interviews explored topics not covered in detail in the telephone survey and thus complemented the quantitative data on prisoners' sexuality and sexual behaviour. For example, no questions specifically about sex with transgender people were asked in the telephone interview, so such encounters would either be unrecorded or included as sex with males or with females. A male-to-female transgender person (even a pre-operative one) in a men's prison occupies a feminised social role, such that a heterosexual man having sex with her may be able to regard the encounter as not a threat to his heterosexual self-image. Sometimes a heterosexual man will also accept offers of receptive fellatio from gay men, but would not return the favour. Sex also figures in the prison black-market economy where drugs, especially tobacco, function as currency; sexual favours (e.g. fellatio or a 'hand job') are sometimes bought from inmates 'hanging out' for a cigarette.

Prisoners and ex-prisoners reported various tactics of impression management to avoid the attention of sexually interested or sexually aggressive inmates. Gay and bisexual men often maintained a strictly heterosexual image. Young and pretty men shaved their hair or wore scungy clothes.

Dear Hot Chicky Babe

I tried to spend the 26th with you but [?] weren't happening.

They haven't made mine aggravated yet & I go back on the 5th of March Ok!

So you acting like your mine in the light & the dark Babe. I'll always be yours rain, sun, hail, shine. I'm yours. I miss you my girl, my friend, my soul mate & the only thing I look forward to is being with you & [?]. You are the light at the end of my tunnel and darkness.

I love you.

Your wife

The situation of the (very few) HIV-positive inmates in prison was also explored. NSW Department of Corrective Services policy requires that an inmate with HIV be housed in a one-bed cell, unless he consents to the disclosure of his HIV status to an inmate with whom he wishes to be housed. The cellmate must then complete an 'Association of HIV positive inmates' form undertaking not to engage in any behaviour which would be likely to result in HIV infection. This regulation can have awkward consequences for a prisoner who does not wish to disclose his HIV-positive status, as the other prisoners may infer from the special treatment he receives that he is either HIV-positive or gay or both and discriminate against him as a result.

The atmosphere in NSW women's prisons was different from the men's prisons. Disapproval of same-sex activity was much less apparent. Some of the women had been in relationships with women, and about half had had sexual experiences with females, before coming to prison. Romantic and affectionate relationships in prison were not uncommon, though exploitative and abusive relationships also occurred. A few women reported events in reply to questions about sexual assault that might more accurately be termed 'genital assault', i.e. being pinned down by other inmates and subjected to a vaginal search for drugs.

## CONCLUSIONS

The successful completion of the telephone survey, with high response rates, demonstrated that it is feasible to conduct epidemiological research in the prison environment using anonymous telephone interviewing. This has provided valuable data on an under-surveyed part of the population which will allow comparison with representative national household samples such as the Australian Study of Health and Relationships (ASHR; Smith et al., 2003) and the current Australian Longitudinal Study of Health and Relationships (Smith et al., 2007).

Public and professional scepticism about the validity of telephone surveys is common, but we are confident that the results are valid. Building on the experience of sex survey researchers since Alfred Kinsey and his team in the 1940s, we carefully chose question wording and order to make disclosure of variant experience and opinions easy and non-stigmatising. As one prisoner put it, reflecting the views of many others, 'It was great that it was over the phone, you could be more honest.' Understandably, a few prisoners did not believe that the interview was anonymous and that the call was not being monitored by custodial authorities. As one NSW prisoner wrote on his exit survey form, 'Any questions relating to criminal matters is legal liability and forces prisoners to lie.' Nonetheless, the proportion of prisoners reporting at the end of the interview that all or most of their answers had been honest was 98%.

The number of incomplete or unmatchable interview records was low, no higher a proportion than is common in surveys in other contexts. Although it might be suspected that a group of offenders would be systematically dishonest, there was little evidence of this. Participants had nothing to gain by lying unless they believed that the whole survey was an elaborate lie on our part. Maintaining a consistent fiction in a long interview is intellectually quite difficult and it is unlikely that more than a handful of prisoners attempted to do so. Of course, we cannot be sure that respondents did not conceal particular illegal or disreputable acts (for example drug use in prison), but this is true in general population surveys also, not only on sexual topics, and in any case we can still rely

on the answers to the less contentious questions. On the other hand, we know that respondents often tell anonymous faceless survey interviewers about things (such as abortions or childhood sexual events) that they have never told anyone else.

Although the majority of inmates appeared to find the telephone interview interesting, or at least a welcome break from the tedium of prison routine, it is clear that ideally the questionnaire should have been shorter and more simply worded. Some prisoners found it a strain to concentrate on a challenging verbal task for more than half an hour. Although we simplified some of the wording used in ASHR and piloted the questionnaire on prisoners, it was still too sophisticated for some prisoners. Recruiters and interviewers noted that more indigenous prisoners, especially in Far North Queensland, had limited English and were unable to complete the interview. These partial interviews were not included in the report.

In general the findings confirm our expectation that prisoners as a group are more vulnerable to sexual ill health than the general population. The results are consistent with them being more likely to be poorly educated, unemployed, mentally ill or otherwise disadvantaged. Prisoners were less likely to be married or living with a regular partner than the general population and they had a higher number of lifetime sexual partners. They were on average younger at first intercourse, more likely to have first intercourse with a partner much older than themselves, and much less likely to use a condom or other protection on that occasion. Continuing rates of contraceptive use were also much lower than in the general population. Unsurprisingly, therefore, more prisoners had had abortions, even though they were more likely than the general public to think abortion wrong. Experience of sexual forcing or unwanted sexual activity in the past was about three times as common among prisoners as in the general community.

Some findings go against expectations, however. Apart from homosexual activity and abortion, prisoners' attitudes were roughly similar to



other people's. Their knowledge about STIs was good, and they did not subscribe – at least in the interview – to the idea that only gays get AIDS, or that you can tell by looking at someone whether they have an STI. There is little evidence to support the idea that what they need is more education on these matters.

Popular impressions of high rates of sexual exploitation of male prisoners, especially young men, were not supported by our study. Fear of being sexually assaulted in prison was common, but after they arrived in prison, most men's fears receded. Less than 1% of men reported non-consensual sex with another inmate in prison. Around 3% of men

and women reported having ever being coerced in prison into doing something sexual that they did not want (a broader concept than having sex). It is also possible that the prevalence of sexual assault has been overstated in the past, so that a myth about the supposedly inevitable fate of young men who go to prison became implanted in the popular mind. Any forced sexual activity or sexualised bullying is undesirable and we hope that further analysis of the survey data, together with the more detailed accounts given in the NSW in-depth interviews, will suggest further ways in which correctional authorities can prevent sexual victimisation.

## APPENDIX 1: QUEENSLAND AND NEW SOUTH WALES COMPARISONS

Table A1 Had a landline telephone before coming into prison<sup>a</sup>

Home telephone	Queensland				New South Wales			
	Men (n=706)		Women (n=116)		Men (n=932)		Women (n=159)	
	No.	%	No.	%	No.	%	No.	%
Yes	478	67.7	78	67.2	638	68.5	108	67.9
No	226	32.0	38	32.8	291	31.2	51	32.1
Don't know	2	0.3	0	0.0	0	0.0	0	0.0
Refused	0	0.0	0	0.0	3	0.3	0	0.0

(a) Question not asked of those living in unsettled accommodation prior to prison. Men  $\chi^2=5.02$ ,  $p=0.1$ ; women  $\chi^2=0.01$ ,  $p=0.9$ .

Table A2 Ever done a telephone survey before

Telephone survey	Queensland				New South Wales			
	Men (n=900)		Women (n=134)		Men (n=1118)		Women (n=199)	
	No.	%	No.	%	No.	%	No.	%
Yes	167	18.6	47	35.1	223	19.9	47	23.6
No	722	80.2	84	62.7	883	79.0	151	75.9
Don't know	11	1.2	3	2.2	12	1.1	1	0.5

Men  $\chi^2=0.7$ ,  $p=0.7$ ; women  $\chi^2=10.3$ ,  $p=0.006$ .

Table A3 Respondents' perceptions of whether the interview was embarrassing

Perception	Queensland				New South Wales			
	Men (n=900)		Women (n=134)		Men (n=1118)		Women (n=199)	
	No.	%	No.	%	No.	%	No.	%
Extremely embarrassing	10	1.1	2	1.5	12	1.1	2	1.0
Very embarrassing	23	2.6	3	2.2	16	1.4	1	0.5
Quite embarrassing	30	3.3	1	0.7	27	2.4	10	5.0
Slightly embarrassing	186	20.7	38	28.4	249	22.3	59	29.6
Not at all embarrassing	651	72.3	90	67.2	812	72.6	127	63.8
Refused	0	0.0	0	0.0	2	0.2	0	0.0

Men  $\chi^2=6.9$ ,  $p=0.2$ ; women  $\chi^2=6.8$ ,  $p=0.15$ .

Table A4 Respondents' self-rating of their proportion of honest answers

'Honest' answers	Queensland				New South Wales			
	Men (n=900)		Women (n=134)		Men (n=1118)		Women (n=199)	
	No.	%	No.	%	No.	%	No.	%
All	758	84.2	114	85.1	930	83.2	178	89.4
Most	126	14.0	16	11.9	175	15.7	20	10.1
About half	11	1.2	1	0.7	8	0.7	0	0.0
A few	4	0.4	3	2.2	3	0.3	1	0.5
None	0	0.0	0	0.0	2	0.2	0	0.0
Refused	1	0.1	0	0.0	0	0.0	0	0.0

Men  $\chi^2=5.6$ ,  $p=0.3$ ; women  $\chi^2=3.9$ ,  $p=0.3$ .

**Table A5 Legal marital status**

Marital status	Queensland				New South Wales			
	Men (n=900)		Women (n=134)		Men (n=1118)		Women (n=199)	
	No.	%	No.	%	No.	%	No.	%
Married	72	8.0	15	11.2	107	9.6	24	12.1
Separated but not divorced	51	5.7	9	6.7	62	5.5	7	3.5
Divorced	94	10.4	21	15.7	116	10.4	30	15.1
Widowed	9	1.0	7	5.2	9	0.8	3	1.5
Never married	674	74.9	82	61.2	823	73.6	135	67.8
Don't know	0	0.0	0	0.0	1	0.1	0	0.0

Men  $\chi^2=2.5$ ,  $p=0.7$ ; women  $\chi^2=6.0$ ,  $p=0.2$ .

**Table A6 Educational attainment**

Education	Queensland				New South Wales			
	Men (n=900)		Women (n=134)		Men (n=1118)		Women (n=199)	
	No.	%	No.	%	No.	%	No.	%
No formal schooling	5	0.6	0	0.0	4	0.4	2	1.0
Primary school only	79	8.8	9	6.7	97	8.7	12	6.0
Some secondary schooling	187	20.8	13	9.7	128	11.4	10	5.0
School Certificate/Year 10	377	41.9	63	47.0	579	51.8	130	65.3
HSC/Year 12	122	13.6	25	18.7	133	11.9	21	10.6
Technical or trade certificate	62	6.9	7	5.2	80	7.2	4	2.0
College certificate or diploma	23	2.6	5	3.7	36	3.2	10	5.0
University degree	28	3.1	9	6.7	42	3.8	8	4.0
Postgraduate university degree	10	1.1	3	2.2	17	1.5	2	1.0
Other	5	0.6	0	0.0	0	0.0	0	0.0
Don't know / Refused	2	0.2	0	0.0	2	0.2	0	0.0

Men  $\chi^2=49.5$ ,  $p < 0.001$ ; women  $\chi^2=17.1$ ,  $p=0.03$ .

**Table A7 Employment status before prison**

Employment	Queensland				New South Wales			
	Men (n=900)		Women (n=134)		Men (n=1118)		Women (n=199)	
	No.	%	No.	%	No.	%	No.	%
Employed full-time (incl. self-employed)	396	44.0	34	25.4	427	38.2	41	20.6
Employed part-time (incl. self-employed)	158	17.6	25	18.7	207	18.5	28	14.1
Home duties	12	1.3	29	21.6	18	1.6	54	27.1
Unemployed	242	26.9	34	25.4	350	31.3	48	24.1
Student	16	1.8	4	3.0	30	2.7	8	4.0
Permanently ill or unable to work	59	6.6	7	5.2	65	5.8	20	10.1
Retired	13	1.4	1	0.7	19	1.7	0	0.0
Other / Refused	4	0.4	0	0.0	2	0.2	0	0.0

Men  $\chi^2=13.7$ ,  $p=0.09$ ; women  $\chi^2=6.9$ ,  $p=0.3$ .

**Table A8 Occupational status of those who had ever worked**

Occupation	Queensland				New South Wales			
	Men (n=852)		Women (n=124)		Men (n=1063)		Women (n=169)	
	No.	%	No.	%	No.	%	No.	%
Manager or administrator	27	3.2	8	6.5	73	6.9	9	5.3
Professional	13	1.5	13	10.5	34	3.2	10	5.9
Associate professional	49	5.8	3	2.4	48	4.5	1	0.6
Tradesperson	131	15.4	6	4.8	196	18.4	9	5.3
Advanced clerical and service	2	0.2	6	4.8	11	1.0	9	5.3
Intermediate clerical, sales and service <sup>a</sup>	65	7.6	33	26.6	63	5.9	69	40.8
Intermediate production and transport	76	8.9	3	2.4	84	7.9	4	2.4
Elementary clerical, sales and service	26	3.1	21	16.9	40	3.8	13	7.7
Labourer	452	53.1	31	25.0	491	46.2	40	23.7
Career criminal (e.g. drug dealer, armed robber)	1	0.1	0	0.0	9	0.8	3	1.8
Other <sup>b</sup>	10	1.2	0	0.0	11	1.0	2	1.2
Refused	0	0.0	0	0.0	3	0.3	0	0.0

(a) Ballet dancers (classically trained) are categorised by ABS as professionals; we categorised pole dancers/erotic dancers and strippers in this group.

(b) Includes the Community Development Employment Project (CDEP), an Indigenous employment scheme.

Men  $\chi^2=41.4$ ,  $p<0.001$ ; women  $\chi^2=17.09$ ,  $p=0.07$ .

**Table A9 Religion or faith**

Religion	Queensland				New South Wales			
	Men (n=900)		Women (n=134)		Men (n=1118)		Women (n=199)	
	No.	%	No.	%	No.	%	No.	%
No religion	515	57.2	70	52.2	493	44.1	55	27.6
Anglican/Church of England	84	9.3	12	8.9	115	10.3	32	16.1
Catholic	106	11.8	24	17.9	223	19.9	64	32.2
Non-denominational and other Christian	137	15.2	19	12.7	157	14.0	34	17.1
Buddhist	12	1.3	2	1.5	39	3.5	5	2.5
Muslim	6	0.7	0	0.0	63	5.6	5	2.5
Aboriginal/Indigenous faith	24	2.7	0	0.0	12	1.1	1	.5
Other non-Christian	16	1.8	6	4.5	15	1.3	3	1.5
Refused	0	0.0	1	0.7	1	0.1	0	0.0

Men  $\chi^2=92.2$ ,  $p<0.001$ ; women  $\chi^2=31.1$ ,  $p<0.001$ .



**Table A10 Most serious offence for current sentence**

Most serious offence	Queensland				New South Wales			
	Men (n=900)		Women (n=134)		Men (n=1118)		Women (n=199)	
	No.	%	No.	%	No.	%	No.	%
Homicide	91	10.1	25	18.7	47	4.2	7	3.5
Assault / Acts intended to cause injury	299	33.2	34	25.4	248	22.2	26	13.1
Sexual offences	135	15.0	5	3.7	116	10.4	3	1.5
Dangerous or negligent acts endangering persons	0	0.0	0	0.0	5	0.4	0	0.0
Abduction and related offences	0	0.0	0	0.0	1	0.1	0	0.0
Robbery, extortion and related offences	64	7.1	6	4.5	76	6.8	19	9.5
Property / Break and enter	141	15.7	23	17.2	226	20.2	40	20.1
Deception / Fraud	36	4.0	23	17.2	28	2.5	13	6.5
Drugs	55	6.1	6	4.5	89	8.0	22	11.1
Weapons and explosive offences	0	0.0	0	0.0	28	2.5	6	3.0
Public order	6	0.7	2	1.5	31	2.8	4	2.0
Driving / Traffic	44	4.9	4	3.0	80	7.2	6	3.0
Order breaches / offences against govt procedures	18	2.0	4	3.0	96	8.6	34	17.1
Other	8	0.9	1	0.7	46	4.1	17	8.5
Not sentenced	3	0.3	1	0.7	1	0.1	2	1.0

Men  $\chi^2=170.9$ ,  $p<0.001$ ; women  $\chi^2=70.3$ ,  $p<0.001$ .

**Table A11 Sexual identity ('Do you think of yourself as ... ?')**

Sexual identity	Queensland				New South Wales			
	Men (n=900)		Women (n=134)		Men (n=1118)		Women (n=199)	
	No.	%	No.	%	No.	%	No.	%
Heterosexual or straight	853	94.8	85	63.4	1066	95.3	126	63.3
Bisexual	30	3.3	38	28.4	32	2.9	57	28.6
Homosexual, gay or lesbian	11	1.2	11	8.2	15	1.3	14	7.0
Other <sup>a</sup>	6	0.7	0	0.0	5	0.5	2	1.0

(a) Asexual, variable sexual identity, not sure, or undecided.

Men  $\chi^2=1.6$ ,  $p=0.8$ ; women  $\chi^2=1.5$ ,  $p=0.8$ .

**Table A12 Sexual attraction to males and females**

Sexual attraction	Queensland				New South Wales			
	Men (n=900)		Women (n=134)		Men (n=1118)		Women (n=199)	
	No.	%	No.	%	No.	%	No.	%
Only to opposite sex	815	90.6	56	41.8	1022	91.4	88	44.2
Mostly to opposite sex	52	5.8	44	32.8	54	4.8	58	29.1
Equally to both sexes	14	1.6	14	10.4	19	1.7	28	14.1
Mostly to same sex	10	1.1	13	9.7	8	0.7	12	6.0
Only to same sex	3	0.3	5	3.7	7	0.6	12	6.0
No one	6	0.7	2	1.5	8	0.7	1	0.5

Men  $\chi^2=2.7$ ,  $p=0.8$ ; women  $\chi^2=4.4$ ,  $p=0.5$ .

**Table A13 Sexual experiences with males and females**

Sexual experience	Queensland				New South Wales			
	Men (n=900)		Women (n=134)		Men (n=1118)		Women (n=199)	
	No.	%	No.	%	No.	%	No.	%
Only with opposite sex	758	84.2	56	41.8	989	88.5	81	40.7
Mostly with opposite sex	111	12.3	52	38.8	93	8.3	77	38.7
Equally with both sexes	18	2.0	10	7.5	13	1.2	20	10.1
Mostly with same sex	11	1.2	13	9.7	14	1.3	17	8.5
Only with same sex	1	0.1	2	1.5	2	0.2	4	2.0
No one	1	0.1	1	0.7	7	0.6	0	0.0

Men  $\chi^2=14.8$ ,  $p=0.01$ ; women  $\chi^2=2.3$ ,  $p=0.8$ .

**Table A14 Age (years) and partner's age at first vaginal intercourse and same-sex sexual experience**

Age	Queensland				New South Wales				p value men <sup>a</sup>	p value women <sup>a</sup>
	Men (n=893-894)		Women (n=128-129)		Men (n=1101-1106)		Women (n=192-193)			
	Median	Range	Median	Range	Median	Range	Median	Range		
Own age at first vaginal intercourse	14.0	5-47	15.0	10-29	15.0	5-40	15.0	4-38	0.001	0.5
Partner's age at first vaginal intercourse	16.0	2-45	18.0	11-50	16.0	5-43	18.0	12-60	0.005	0.6
	<b>Men (n=128-136)</b>		<b>Women (n=75-76)</b>		<b>Men (n=113-119)</b>		<b>Women (n=114-118)</b>			
Own age at first same-sex experience	19.0	1-43	19.0	7-54	19.0	4-38	20.0	11-41	0.3	0.5
Partner's age at first same-sex experience	22.5	11-48	20.0	8-56	25.0	7-50	21.5	13-44	0.1	0.3

(a) Mann-Whitney U test.

**Table A15 Length of time respondent had known first intercourse partner**

Time	Queensland				New South Wales			
	Men (n=898)		Women (n=130)		Men (n=1107)		Women (n=194)	
	No.	%	No.	%	No.	%	No.	%
Less than 24 hours	119	13.3	11	8.5	160	14.5	7	3.6
More than a day but less than a week	54	6.0	4	3.1	58	5.2	9	4.6
More than a week, less than a month	77	8.6	4	3.1	102	9.2	8	4.1
More than a month, less than a year	267	29.7	47	36.2	319	28.8	59	30.4
A year or more	379	42.2	64	49.2	468	42.3	110	56.7
Refused	2	0.2	0	0.0	0	0.0	1	0.5

Men  $\chi^2=3.9$ ,  $p=0.6$ ; women  $\chi^2=6.3$ ,  $p=0.3$ .

**Table A16 Relationship of first intercourse partner to respondent**

Relationship	Queensland				New South Wales			
	Men (n=898)		Women (n=130)		Men (n=1107)		Women (n=194)	
	No.	%	No.	%	No.	%	No.	%
Spouse (married)	5	0.6	1	0.8	4	0.4	4	2.1
Fiancée/fiancé	4	0.4	0	0.0	7	0.6	3	1.5
Living together	2	0.2	1	0.8	2	0.2	1	0.5
Steady partner (incl. girlfriend/boyfriend)	156	17.4	48	36.9	310	28.0	92	47.4
Casual partner (incl. friend, workmate)	702	78.2	76	58.5	741	66.9	71	36.6
Sex worker	4	0.4	0	0.0	33	3.0	0	0.0
Other <sup>a</sup>	25	2.0	4	3.1	10	1.0	23	11.9

(a) Includes relatives, rapists, strangers, unknown persons.

Men  $\chi^2=77.4$ ,  $p<0.001$ ; women  $\chi^2=22.3$ ,  $p=0.001$ .

**Table A17 Precautions used at first intercourse**

Precaution	Queensland				New South Wales			
	Men (n=898)		Women (n=130)		Men (n=1107)		Women (n=194)	
	No.	%	No.	%	No.	%	No.	%
Condom	293	32.6	49	37.7	371	33.5	84	43.3
Other contraception (e.g. the pill)	38	4.3	9	6.9	35	3.2	12	6.2
Withdrawal	22	2.4	1	0.8	10	0.9	2	1.0
Made sure it was in a safe period	1	0.1	0	0.0	0	0.0	0	0.0
No precautions	518	57.7	65	50.0	671	60.6	85	43.8
Other	1	0.1	0	0.0	1	0.1	0	0.0
Unknown	10	1.1	4	3.1	6	0.6	3	1.5
Not reported	15	1.7	2	1.5	13	1.2	8	4.1

Men  $\chi^2=14.3$ ,  $p=0.07$ ; women  $\chi^2=4.8$ ,  $p=0.6$ .

**Table A18 Number of lifetime opposite-sex partners for intercourse, oral sex or manual sex**

Number of partners	Queensland				New South Wales			
	Men (n=900)		Women (n=134)		Men (n=1118)		Women (n=199)	
	No.	%	No.	%	No.	%	No.	%
0	2	0.2	3	2.2	9	0.8	4	2.0
1	14	1.6	2	1.5	20	1.8	10	5.0
2	20	2.2	6	4.5	21	1.9	11	5.5
3–10	193	21.4	56	41.8	234	20.9	92	46.2
11–50	448	49.8	51	38.1	557	49.8	51	25.6
More than 50	221	24.6	16	11.9	274	24.5	30	15.1
Don't know/can't remember	1	0.1	0	0.0	2	0.2	0	0.0
Refused	1	0.1	0	0.0	1	0.1	1	0.5
Median <sup>a</sup>	23		10		24		8	
Range	0–1700		0–1503		0–4501		0–5006	

(a) Mann–Whitney U test for difference in median number of partners: men  $p=0.9$ ; women  $p=0.2$ .

Men  $\chi^2=3.8$ ,  $p=0.8$ ; women  $\chi^2=8.6$ ,  $p=0.2$ .

**Table A19 Number of opposite-sex sexual partners for intercourse, oral sex or manual sex in the 12 months before coming to prison**

Number of partners	Queensland				New South Wales			
	Men (n=900)		Women (n=134)		Men (n=1118)		Women (n=199)	
	No.	%	No.	%	No.	%	No.	%
None	2	0.2	3	2.2	10	0.9	11	5.5
1	338	37.6	55	41.0	471	42.1	89	44.7
2	122	13.6	23	17.2	140	12.5	31	15.6
3–10	271	30.1	23	17.2	308	27.5	18	9.0
11–50	97	10.8	4	3.0	105	9.4	4	2.0
More than 50	9	1.0	3	2.2	23	2.1	9	4.5
Can't remember	61	6.8	23	17.2	60	5.4	36	18.1
Refused	0	0.0	0	0.0	1	0.1	1	0.5
Median <sup>a</sup>	2		1		2		1	
Range	0–250		0–1503		0–270		0–2251	

(a) Mann–Whitney U test for difference in median number of partners: men  $p=0.03$ ; women  $p=0.07$ .  
Men  $\chi^2=14.9$ ,  $p=0.04$ ; women  $\chi^2=8.9$ ,  $p=0.3$ .

**Table A20 Time known first same-sex partner before sexual experience<sup>a</sup>**

Length of time	Queensland				New South Wales			
	Men (n=138)		Women (n=76)		Men (n=117)		Women (n=115)	
	No.	%	No.	%	No.	%	No.	%
Less than 24 hours	25	18.1	7	9.2	21	17.9	9	7.8
More than a day but less than a week	9	6.5	1	1.3	10	8.5	4	3.5
More than a week, less than a month	12	8.7	7	9.2	11	9.4	5	4.3
More than a month, less than a year	33	23.9	24	31.6	28	23.9	32	27.8
A year or more	53	38.4	36	47.4	45	38.5	64	55.7
Refused / Not reported	6	4.3	1	1.3	2	1.7	1	0.9

(a) Note that respondents used their own definition of 'sex' for this question.  
Men  $\chi^2=3.8$ ,  $p=0.7$ ; women  $\chi^2=5.6$ ,  $p=0.5$ .

**Table A21 Relationship of first same-sex partner to respondent**

Relationship	Queensland				New South Wales			
	Men (n=138)		Women (n=76)		Men (n=120)		Women (n=118)	
	No.	%	No.	%	No.	%	No.	%
Casual partner (incl. friend, workmate)	86	62.3	63	82.9	90	75.0	88	74.6
Prison inmate	37	26.8	1	1.3	18	15.0	7	5.9
Steady partner	0	0.0	10	13.2	4	3.3	17	14.4
Relative	7	5.1	1	1.3	0	0.0	0	0.0
Sex worker	1	0.7	1	1.3	0	0.0	1	0.8
Don't know	2	1.4	0	0.0	0	0.0	1	0.8
Other	5	3.6	0	0.0	6	5.0	3	2.5
Refused / not reported	0	0.0	0	0.0	2	1.7	0	0.0

Men  $\chi^2=22.5$ ,  $p=0.002$ ; women  $\chi^2=7.7$ ,  $p=0.4$ .

**Table A22 Number of lifetime same-sex partners for anal intercourse (men only), oral sex or manual sex<sup>a</sup>**

Number of partners	Queensland				New South Wales			
	Men (n=900)		Women (n=134)		Men (n=1118)		Women (n=199)	
	No.	%	No.	%	No.	%	No.	%
None	791	87.9	63	47.0	1010	90.3	96	48.2
1	36	4.0	13	9.7	36	3.2	30	15.1
2	17	1.9	12	9.0	10	0.9	15	7.5
3–10	28	3.1	30	22.4	24	2.1	42	21.1
11–50	12	1.3	10	7.5	18	1.6	10	5.0
More than 50	7	0.8	3	2.2	9	0.8	2	1.0
Not reported	9	1.0	3	2.2	5	0.4	4	2.0
Don't know/can't remember	0	0.0	0	0.0	5	0.4	0	0.0
Refused	0	0.0	0	0.0	1	0.1	0	0.0
Median <sup>a</sup>	2		4		3		3	
Range	1–1501		1–200		1–1500		1–404	

(a) Median and range refer to those who reported any same-sex experience. Mann–Whitney U test for difference in median number of partners: men  $p=0.4$ ; women  $p=0.05$ .

Men  $\chi^2=13.9$ ,  $p=0.08$ ; women  $\chi^2=3.7$ ,  $p=0.7$ .

**Table A23 Number of same-sex sexual partners for anal intercourse (men only), oral sex or manual sex in the 12 months before coming to prison<sup>a</sup>**

Number of partners	Queensland				New South Wales			
	Men (n=147)		Women (n=75)		Men (n=103)		Women (n=53)	
	No.	%	No.	%	No.	%	No.	%
None	115	78.2	39	52.0	63	61.2	0	0.0
1	15	10.2	10	13.3	17	16.5	35	66.0
2	6	4.1	18	24.0	6	5.8	10	18.9
3–10	7	4.8	7	9.3	9	8.7	7	13.2
11–50	3	2.0	1	1.3	4	3.9	1	1.9
More than 50	1	0.7	0	0.0	1	1.0	0	0.0
Can't remember	0	0.0	0	0.0	2	1.0	0	0.0
Refused	0	0.0	0	0.0	1	1.9	0	0.0
Median <sup>a,b</sup>	2		2		2		1	
Range	1–70		1–23		1–620		1–11	

(a) Median and range refer to those who reported any same-sex experience in the 12 months before coming to prison.

(b) Mann–Whitney U test for difference in median number of partners: men  $p=0.9$ ; women  $p=0.002$ .

Men  $\chi^2=11.3$ ,  $p=0.2$ ; women  $\chi^2=52.9$ ,  $p<0.001$ .

**Table A24 Length of relationship with regular opposite-sex partner before respondent came to prison**

Length of relationship	Queensland				New South Wales			
	Men (n=683)		Women (n=96)		Men (n=895)		Women (n=139)	
	No.	%	No.	%	No.	%	No.	%
Up to one year	220	32.3	32	33.3	263	29.4	42	30.2
More than one year but less than two years	73	10.7	8	8.3	124	13.9	11	7.9
More than two years but less than five years	185	27.1	29	30.2	243	27.2	35	25.2
More than five but less than 10 years	126	18.4	15	15.6	138	15.4	22	15.8
More than 10 but less than 20 years	59	8.6	11	11.5	93	10.4	23	16.5
More than 20 years	18	2.6	1	1.0	34	3.8	6	4.3
Refused	2	0.3	0	0.0	0	0.0	0	0.0

Men  $\chi^2=11.7$ ,  $p=0.07$ ; women  $\chi^2=3.8$ ,  $p=0.6$ .

**Table A25 Expectations of sexual exclusivity with regular partner before respondent came to prison<sup>a</sup>**

Exclusivity expectations	Queensland				New South Wales				p value men	p value women
	Men (n=683)		Women (n=96)		Men (n=895)		Women (n=139)			
	No.	%	No.	%	No.	%	No.	%		
I expected partner to have sex only with me	484	70.9	68	70.8	677	75.6	110	79.1	0.04	0.2
I expected to have sex only with partner	448	65.6	76	79.2	649	72.5	121	87.1	0.004	0.15
Discussed this with partner	337	49.3	52	54.2	439	49.1	82	59.0	0.97	0.6
Both agreed after discussing it <sup>a</sup>	294	43.0	50	52.1	394	44.0	72	51.8	0.3	0.2

(a) Clarification: 'Did you talk about whether it was OK for either of you to have sex with other people?'

**Table A26 Relationship to the opposite-sex partner with whom respondent had his or her last sexual experience before prison**

Relationship	Queensland				New South Wales			
	Men (n=837)		Women (n=108)		Men (n=1048)		Women (n=149)	
	No.	%	No.	%	No.	%	No.	%
Live-in partner	411	49.1	49	45.4	538	51.3	95	63.8
Regular partner, but not living together	154	17.1	37	34.3	198	18.9	29	19.5
Occasional partner	69	7.7	2	1.9	69	6.6	8	5.4
Casual partner or one-night stand	183	20.3	18	16.7	220	21.0	11	7.4
Other	18	2.0	1	0.9	22	2.1	6	4.0
Don't remember	2	0.2	0	0.0	1	0.1	0	0.0
Refused	0	0.0	1	0.9	0	0.0	0	0.0

Men  $\chi^2=3.0$ ,  $p=0.7$ ; women  $\chi^2=19.5$ ,  $p=0.002$ .

**Table A27 Pregnancy and contraception use (women only)<sup>a</sup>**

Pregnancy and contraception	Queensland (n=130)		New South Wales (n=194–195)		p value
	No.	%	No.	%	
Used contraception with first male sex partner (% yes)	59	45.4	98	50.5	0.4
Ever used morning-after pill (% yes)	27	20.8	36	18.5	0.7
Ever been pregnant (% yes)	112	86.2	159	81.5	0.3
Median age at first pregnancy (years) (range)	18 (8–38)		18 (13–40)		0.9
Mean (SD) number of children	2.4 (1.7)		2.3 (2.0)		0.8
Ever given children up for adoption (% yes) <sup>b</sup>	5	4.5	9	5.7	0.9
Ever had a miscarriage (% yes) <sup>b</sup>	52	46.4	78	49.1	0.7
Ever had an abortion (% yes) <sup>b</sup>	52	46.4	75	47.2	1.0
Ever had difficulties getting pregnant (% yes)	34	26.2	52	26.9	1.0
Ever had treatment to get pregnant (% those having difficulty) <sup>c</sup>	7	20.6	5	9.6	0.3

(a) % of those who had ever had intercourse.

(b) % of those who had ever been pregnant.

(c) % of those who had difficulty getting pregnant.

**Table A28 Ever sexually coerced outside prison<sup>a</sup>**

Sexually coerced	Queensland				New South Wales			
	Men (n=899)		Women (n=133)		Men (n=1111)		Women (n=199)	
	No.	%	No.	%	No.	%	No.	%
Yes	117	13.0	80	60.2	153	13.8	118	59.3
No	782	87.0	52	39.1	954	85.9	79	39.7
Can't remember	0	0.0	1	0.8	1	0.1	1	0.5
Refused	0	0.0	0	0.0	3	0.3	1	0.5

(a) 'Have you ever been forced or frightened by a male or a female into doing something sexually that you did not want to do?' Respondents who had reported no sexual experiences with either males or females (Table A12) were not asked this question.

Men  $\chi^2=3.5$ ,  $p=0.3$ ; women  $\chi^2=0.8$ ,  $p=0.9$ .

**Table A29 Gender of person(s) who had sexually coerced respondent**

Gender of perpetrator	Queensland				New South Wales			
	Men (n=117)		Women (n=80)		Men (n=152)		Women (n=118)	
	No.	%	No.	%	No.	%	No.	%
Male	58	49.6	76	95.0	70	46.1	113	95.8
Female	38	32.5	0	.0	66	43.4	2	1.7
Both	21	17.9	4	5.0	16	10.5	3	2.5

Men  $\chi^2=4.9$ ,  $p<0.08$ ; women  $\chi^2=2.2$ ,  $p=0.3$ .

**Table A30 Number of times respondents had experienced sexual coercion**

Frequency	Queensland				New South Wales			
	Men (n=117)		Women (n=80)		Men (n=153)		Women (n=118)	
	No.	%	No.	%	No.	%	No.	%
Once	31	26.5	21	26.3	48	31.4	22	18.6
Twice	31	26.5	13	16.3	29	19.0	26	22.0
3–9 times	33	28.2	18	22.5	39	25.5	38	32.2
10 or more	16	13.7	19	23.8	20	13.1	15	12.7
Refused	0	0.0	0	0.0	1	0.7	0	0.0
Can't remember	6	5.1	9	11.3	16	10.5	17	14.4
Median <sup>a</sup>	2		3		2		2	
Range	1–1000		1–520		1–2000		1–1000	

(a) Mann–Whitney U test for difference in median number of partners: men  $p=1.0$ ; women  $p=1.0$ .  
Men  $\chi^2=5.5$ ,  $p=0.4$ ; women  $\chi^2=7.4$ ,  $p=0.1$ .

**Table A31 Ever had an unwanted sexual experience because too drunk or 'high'**

Unwanted sex	Queensland				New South Wales			
	Men (n=899)		Women (n=133)		Men (n=1111)		Women (n=199)	
	No.	%	No.	%	No.	%	No.	%
Yes	266	29.6	60	45.1	332	29.9	97	48.7
No	621	69.1	72	54.1	766	68.9	100	50.3
Can't remember	10	1.1	1	0.8	13	1.2	1	0.5
Refused	2	0.2	0	0.0	0	0.0	1	0.5

Men  $\chi^2=2.5$ ,  $p=0.5$ ; women  $\chi^2=1.2$ ,  $p=0.8$ .

**Table A32 Experience of ever paying for or ever being paid for sex<sup>a,b</sup>**

Sexual payment	Queensland				New South Wales				p value men	p value women
	Men (n=899)		Women (n=133)		Men (n=1111)		Women (n=199)			
	No.	%	No.	%	No.	%	No.	%		
Has paid for sex	276	30.7	3	2.3	442	39.8	8	4.0	<0.001	0.6
Has been paid for sex	86	9.6	28	20.9	85	7.7	53	26.6	0.2	0.3

(a) Includes intercourse, oral and manual sex.  
(b) Question asked only of those who reported having engaged in sex.



**Table A33 Sexually transmissible infections and other conditions reported by respondents (ever had in lifetime)<sup>ab</sup>**

Condition	Queensland				New South Wales				p value men	p value women
	Men (n=894-900)		Women (n=131-133)		Men (n=1109-1118)		Women (n=196-199)			
	No.	%	No.	%	No.	%	No.	%		
Oral herpes	229	25.4	40	30.1	290	25.9	72	36.2	0.8	0.3
Pubic lice	193	21.4	22	16.5	232	20.8	26	13.1	0.8	0.5
Genital or anal warts	64	7.1	12	9.0	78	7.0	21	10.6	0.9	0.8
Penile or vaginal candidiasis	67	7.4	81	60.9	74	6.6	113	56.8	0.5	0.5
Chlamydia	79	8.8	26	19.5	58	5.2	28	14.1	0.002	0.2
Non-specific urethritis	62	6.9	—	—	53	4.7	—	—	0.04	—
Gonorrhoea	52	5.8	7	5.3	41	3.7	12	6.0	0.03	1.0
Hepatitis A	19	2.1	4	3.0	33	3.0	6	3.0	0.3	0.7
Genital herpes	26	2.9	5	3.8	23	2.1	9	4.5	0.3	1.0
Syphilis	34	3.8	8	6.0	21	1.9	6	3.0	0.01	0.3
Human papillomavirus (HPV) on Pap smear	—	—	8	6.0	—	—	20	10.1	—	0.3
Pelvic inflammatory disease	—	—	3	2.3	—	—	11	5.5	—	0.3
Bacterial vaginosis	—	—	7	5.3	—	—	5	2.5	—	0.3
Trichomoniasis	—	—	3	2.3	—	—	3	1.5	—	0.9
Any other genital pain or problem	89	9.9	31	23.3	94	8.4	41	20.6	0.3	0.7

(a) Respondents were not asked whether they had had a test or diagnosis, only whether they had 'ever had' the condition.

(b) *n* varies due to missing values.

**Table A34 Ever had other blood-borne virus infections**

Infection	Queensland				New South Wales				p value men	p value women
	Men (n=721-900)		Women (n=109-133)		Men (n=913-1118)		Women (n=114-199)			
	No.	%	No.	%	No.	%	No.	%		
Human immuno-deficiency virus (HIV) <sup>a</sup>	4	0.6	1	0.9	6	0.7	1	0.9	0.7	0.5
Hepatitis B <sup>b</sup>	30	3.3	2	1.5	59	5.3	15	7.5	0.04	0.03
Hepatitis C <sup>b</sup>	219	24.3	40	30.1	282	25.2	89	44.7	0.7	0.01

(a) Represents percentage of those ever tested for HIV and reporting they tested positive (men Qld =721, women Qld =109, men NSW=913, women NSW=114).

(b) Respondents were not asked whether they had had a test or diagnosis, only whether they had 'ever had' the condition.

**Table A35 Correct answers to sexually transmissible infection knowledge questions**

STI knowledge statements	Queensland				New South Wales				p value men	p value women
	Men (n=900)		Women (n=134)		Men (n=1118)		Women (n=199)			
	No.	%	No.	%	No.	%	No.	%		
Chlamydia affects only women (False)	486	54.0	54	40.3	559	50.0	83	41.7	0.08	0.9
Chlamydia can lead to infertility in women (True)	463	51.4	95	70.9	579	51.8	124	62.3	0.9	0.13
Once a person has caught genital herpes, they will always have the virus (True)	544	60.4	103	76.9	640	57.2	130	65.3	0.2	0.03
Cold sores and genital herpes can be caused by the same virus (True)	531	59.0	100	74.6	655	58.6	125	62.8	0.9	0.03
AIDS only affects gay men (False)	812	90.2	122	91.0	1031	92.2	188	94.5	0.1	0.3
You can tell who might have a sexually transmissible infection just by looking at them (False)	658	73.1	106	79.1	860	76.9	175	87.9	0.06	0.04

**Table A36 Agreement ('agree' or 'strongly agree') with sexual attitude statements**

Sexual attitude statements	Queensland				New South Wales				p value men	p value women
	Men (n=900)		Women (n=134)		Men (n=1118)		Women (n=199)			
	No.	%	No.	%	No.	%	No.	%		
Films these days are too sexually explicit	275	30.6	57	42.5	393	35.2	83	41.7	0.03	0.97
Sex before marriage is acceptable	781	86.8	120	89.6	980	87.7	169	84.9	0.6	0.3
If two people had oral sex, but not intercourse, you would still consider that they had had sex together	661	73.4	108	80.6	851	76.1	157	78.9	0.2	0.8
An active sex life is important for your sense of well-being	708	78.7	95	70.9	938	83.9	134	67.3	0.003	0.6
Abortion is always wrong	383	42.6	41	30.6	527	47.1	53	26.7	<0.001	0.5
Having an affair when in a committed relationship is always wrong	722	80.2	108	80.6	899	80.4	145	72.9	0.9	0.13
Sex tends to get better the longer you know someone	611	67.9	88	65.7	778	69.6	151	75.9	0.3	0.06
Sex between two adult women is always wrong	207	23.0	28	20.9	259	23.2	29	14.5	0.9	0.17
Sex between two adult men is always wrong	524	58.2	46	34.3	695	62.2	58	29.2	0.07	0.4

**Table A37 Respondents' opinion of their general health**

General health	Queensland				New South Wales			
	Men (n=900)		Women (n=134)		Men (n=1118)		Women (n=199)	
	No.	%	No.	%	No.	%	No.	%
Excellent	208	23.1	17	12.7	266	23.8	34	17.1
Very good	305	33.9	44	32.8	361	32.3	58	29.1
Good	252	28.0	49	36.6	309	27.6	61	30.7
Fair	102	11.3	16	11.9	133	11.9	25	12.6
Poor	30	3.3	8	6.0	47	4.2	14	7.0
Don't know	3	0.3	0	0.0	2	0.2	7	3.5

Men  $\chi^2=2.1$ ,  $p=0.8$ ; women  $\chi^2=7.1$ ,  $p=0.2$ .

**Table A38 Proportion of respondents who felt negative emotions 'most' or 'all' of the time in the previous four weeks**

Negative emotions	Queensland				New South Wales				p value men	p value women
	Men (n=888)		Women (n=133)		Men (n=1118)		Women (n=192)			
	No.	%	No.	%	No.	%	No.	%		
K1 Nervous	99	11.0	20	15.0	133	11.9	31	15.6	0.6	1.0
K2 So sad that nothing could cheer you up	82	9.1	10	7.4	107	9.5	35	17.6	0.8	0.01
K3 Restless or fidgety	184	20.5	33	24.6	223	20.0	52	26.1	0.8	0.9
K4 Hopeless	96	10.7	10	7.4	122	10.9	35	17.6	0.9	0.01
K5 That everything was an effort	119	13.2	21	15.7	156	14.0	34	17.1	0.7	0.9
K6 Worthless	73	8.2	9	6.7	82	7.4	26	13.0	0.6	0.1
Irritable or bad-tempered	125	13.9	14	10.4	151	13.5	25	12.6	0.8	0.7

**Table A39 Proportion of respondents classified as having 'extreme distress' in the previous four weeks according to the K6<sup>a</sup>**

Distress	Queensland				New South Wales			
	Men (n=888)		Women (n=133)		Men (n=1118)		Women (n=192)	
	No.	%	No.	%	No.	%	No.	%
Extremely distressed	100	11.1	19	14.2	138	12.3	44	22.1

(a) Score of 19 or higher on the K6 (1–5 scale for each item) indicating 'extreme psychological distress' (Furukawa et al., 2003).

Men  $\chi^2=3.4$ ,  $p=0.07$ ; women  $\chi^2=1.1$ ,  $p=0.3$ .

**Table A40 Frequency of drinking alcohol in the 12 months before coming to prison**

Frequency	Queensland				New South Wales			
	Men (n=900)		Women (n=134)		Men (n=1118)		Women (n=199)	
	No.	%	No.	%	No.	%	No.	%
Every day	222	24.7	19	14.2	236	21.1	23	11.6
5–6 days a week	33	3.7	5	3.7	46	4.1	2	1.0
3–4 days a week	97	10.8	9	6.7	127	11.4	11	5.5
1–2 days a week	238	26.4	35	26.1	267	23.9	36	18.1
Fortnightly or less	63	7.0	9	6.7	74	6.6	12	6.0
Monthly or less	116	12.9	25	18.7	180	16.1	52	26.1
Did not drink alcohol	129	14.3	32	23.9	188	16.8	63	31.7
Don't know	2	0.2	0	0.0	0	0.0	0	0.0

Men  $\chi^2=12.5$ ,  $p=0.08$ ; women  $\chi^2=9.6$ ,  $p=0.1$ .

**Table A41 Use of non-prescribed drugs**

Non-prescribed drugs	Queensland				New South Wales				p value men	p value women
	Men (n=900)		Women (n=134)		Men (n=1118)		Women (n=199)			
	No.	%	No.	%	No.	%	No.	%		
Cannabis	541	60.1	66	49.3	702	62.8	111	55.8	0.2	0.3
Heroin	210	23.3	28	20.9	326	29.2	90	45.2	0.003	<0.0001
Methadone	71	7.9	11	8.2	183	16.4	68	34.2	<0.0001	<0.0001
Other opiates	190	21.1	24	17.9	150	13.4	38	19.1	<0.0001	0.9
Amphetamines	433	48.1	68	50.7	577	51.6	102	51.3	0.12	0.9
Cocaine	189	21.0	31	23.1	411	36.8	64	32.2	<0.0001	0.09
LSD and other hallucinogens	186	20.7	21	15.7	126	11.3	9	4.5	<0.0001	<0.0001
Ecstasy	337	37.4	46	34.3	405	36.2	45	22.6	0.6	0.02
Benzodiazepines	152	16.9	25	18.7	174	15.6	63	31.7	0.5	0.01
Steroids	42	4.7	1	0.7	81	7.2	5	2.5	0.02	0.4
Other drugs	58	6.4	5	3.7	67	6.0	9	4.5	0.8	0.9
No drugs	210	23.3	37	27.6	208	18.6	10	5.0	0.01	<0.0001

**Table A42 How respondents kept in contact with their regular partner<sup>a</sup>**

Contact method	Queensland				New South Wales			
	Men (n=288)		Women (n=33)		Men (n=401)		Women (n=85)	
	No.	%	No.	%	No.	%	No.	%
Telephone	248	86.1	20	60.6	350	87.3	61	71.8
Visits	190	66.0	13	39.4	255	63.6	42	49.4
Letters	218	75.7	21	63.6	250	62.3	68	80.0
Other	3	1.0	0	0.0	4	1.0	6	7.1
No contact	2	0.7	1	3.0	7	1.7	0	0.0

(a) Multiple responses permitted.

**Table A43 Regular relationship status before prison and since coming into prison (Queensland)**

Relationship status	Queensland							
	Opposite-sex relationship before prison				Same-sex relationship before prison			
	Men (n=900)		Women (n=134)		Men (n=900)		Women (n=134)	
	%	%	%	%	%	%	%	
In a regular relationship before prison (% yes)	683	75.9	96	71.6	9	1.0	16	11.9
Still in pre-prison relationship (% yes)	358	52.4	44	45.8	5	55.6	3	18.8
No longer in pre-prison relationship (% no)	297	43.5	46	47.9	2	33.3	13	81.3
Not sure about pre-prison relationship (% unsure)	28	4.1	6	6.3	1	11.1	0	0.0
Pre-prison relationship ended due to prison (% yes) <sup>a</sup>	230	33.7	26	27.1	2	22.2	9	56.2

(a) % of those in a regular pre-prison relationship.

**Table A44 Regular relationship status before prison and since coming into prison (New South Wales)**

Relationship status	New South Wales							
	Opposite-sex relationship before prison				Same-sex relationship before prison			
	Men (n=1118)		Women (n=199)		Men (n=1118)		Women (n=199)	
	No.	%	No.	%	No.	%	No.	%
In a regular relationship before prison (% yes)	895	80.1	139	69.8	17	1.5	26	13.1
Still in pre-prison relationship (% yes)	458	51.2	89	64.0	6	35.3	14	53.8
No longer in pre-prison relationship (% no)	392	43.8	44	31.7	11	64.7	10	38.5
Not sure about pre-prison relationship (% unsure)	44	4.9	5	3.6	0	0.0	2	7.7
Pre-prison relationship ended due to prison (% yes) <sup>a</sup>	292	32.6	23	16.5	7	41.2	8	30.8

(a) % of those in a regular pre-prison relationship.

**Table A45 Prison sex experiences**

Prison sex experiences	Queensland				New South Wales				p value men	p value women
	Men (n=900)		Women (n=134)		Men (n=1118)		Women (n=199)			
	No.	%	No.	%	No.	%	No.	%		
Ever had sexual contact <sup>a</sup> with another prisoner	79	8.8	36	26.9	65	5.9	71	35.7	0.02	0.1
Sexual contact occurred during the first time in prison <sup>b</sup>	49	62.0	28	63.9	35	53.8	47	66.2	0.4	0.9
First sexual contact was consensual <sup>b</sup>	70	88.6	34	94.4	54	83.1	70	98.6	0.5	0.5

(a) Refers to 'any sexual contact, including touching'.

(b) % of those who had had sexual contact with another prisoner.

**Table A46 Number of inmates with whom respondents had sexual contact**

Number of inmates	Queensland				New South Wales			
	Men (n=79)		Women (n=36)		Men (n=65)		Women (n=71)	
	No.	%	No.	%	No.	%	No.	%
1	27	34.2	17	47.2	27	41.5	27	38.0
2-5	36	45.6	13	36.1	24	36.9	28	39.4
6-10	9	11.4	4	11.1	9	13.8	6	8.5
11-20	4	5.1	2	5.6	2	3.1	5	7.0
21-50	1	1.3	0	0.0	2	3.1	4	5.6
>50	1	1.3	0	0.0	0	0.0	1	1.4
Refused	1	1.3	0	0.0	1	1.5	0	0.0
Median <sup>a</sup>	2		2		2		2	
Range	1-2500		1-14		1-50		1-3002	

(a) Mann-Whitney U test for difference in median number of partners: men p=0.3; women p=0.2.

Men  $\chi^2=3.1$ , p=0.8; women  $\chi^2=3.4$ , p=0.7.

**Table A47 Reasons agreed to by 79 Queensland men and 65 NSW men who had had sexual contact with another inmate<sup>a</sup>**

Reason for sex with prisoner	Queensland		New South Wales		p value
	No.	%	No.	%	
For pleasure	67	84.8	47	72.3	0.02
To avoid being physically or sexually assaulted	11	13.9	11	16.9	0.8
To pay for drugs	1	1.3	2	3.1	0.8
To pay for other goods (like food etc.)	4	5.1	2	3.1	0.8
To repay any other debt	2	2.5	0	0.0	–

(a) Multiple responses permitted.

**Table A48 Sexual practices engaged in by 79 Queensland men and 65 NSW men at last sexual contact with another inmate<sup>a</sup>**

Sexual practice	Queensland		New South Wales		p value
	No.	%	No.	%	
Manual sex (respondent's penis)	66	83.5	50	76.9	0.4
Manual sex (respondent's hand)	24	30.4	26	40.0	0.3
Insertive fellatio (respondent's penis)	56	70.9	40	61.5	0.3
Receptive fellatio (respondent's mouth)	18	22.8	20	30.7	0.3
Insertive anal intercourse (respondent's penis)	17	21.5	15	23.1	1.0
Receptive anal intercourse (respondent's anus)	5	6.3	16	24.6	0.004

(a) Multiple responses permitted.

**Table A49 Number of female inmates with whom female respondents had had any sexual contact for 36 Queensland women and 71 NSW women reporting sexual contact with another inmate**

Number of inmates	Queensland				New South Wales			
	Any contact <sup>a</sup>		Oral sex <sup>b</sup>		Any contact <sup>a</sup>		Oral sex <sup>b</sup>	
	No.	%	No.	%	No.	%	No.	%
None	–	–	3	9.1	–	–	3	5.2
One	17	47.2	19	57.6	27	38.0	23	39.7
2–5	13	36.1	9	27.3	28	39.4	23	39.7
6–10	4	11.1	3	9.1	6	8.5	4	6.9
11–20	2	5.6	2	6.1	5	7.0	2	3.4
21–50	0	0.0	0	0.0	4	5.6	3	5.2
>50	0	0.0	0	0.0	1	1.4	1	1.7
Don't know / Refused	0	0.0	0	0.0	0	0.0	2	3.4

(a) Any sexual contact with another female prisoner including oral sex, manual sex, touching.

(b) Includes giving and receiving.

Any contact  $\chi^2=3.4$ ,  $p=0.7$ ; oral sex  $\chi^2=6.3$ ,  $p=0.5$ .

**Table A50 Reasons agreed to by 36 Queensland women and 71 NSW women who had had sexual contact with another inmate<sup>a</sup>**

Reason for sex with prisoner	Queensland		New South Wales		p value
	No.	%	No.	%	
For pleasure	32	88.9	58	81.7	0.02
To avoid being physically or sexually assaulted by someone else, i.e. for protection	4	11.1	4	5.6	0.6
To pay for drugs	0	0.0	4	5.6	–
To pay for other goods (like food etc.)	0	0.0	2	2.8	–
To repay any other debt	0	0.0	2	2.8	–

(a) Multiple responses permitted.

**Table A51 Sexual practices engaged in at last sexual contact with another inmate by 36 Queensland women and 71 NSW women\***

Sexual practice	Queensland		New South Wales		p value
	No.	%	No.	%	
Manual sex (respondent's vaginal area)	26	72.2	60	84.5	0.2
Manual sex (respondent's hand)	26	72.2	60	84.5	0.2
Cunnilingus (respondent's vaginal area)	23	69.7	44	75.9	0.7
Cunnilingus (respondent's mouth)	22	66.7	40	69.0	1.0

(a) Multiple responses permitted.

**Table A52 Sexual coercion in prison: perception before prison and experience in prison**

Perception and experience of coercion	Queensland				New South Wales				p value men	p value women
	Men (n=900)		Women (n=134)		Men (n=1118)		Women (n=199)			
	No.	%	No.	%	No.	%	No.	%		
Before coming to prison, worried about being sexually assaulted in prison	330	36.7	35	26.1	334	29.9	43	21.6	0.001	0.4
Currently scared of being sexually assaulted in prison	62	6.9	9	6.7	82	7.3	13	6.5	0.8	0.9
Threatened with sexual assault	75	8.3	8	6.0	64	5.7	14	7.0	0.03	0.9
Forced or frightened into unwanted sexual activity	26	2.9	5	3.8	27	2.4	8	4.0	0.5	0.8

**Table A53 Prisoners' agreement ('agree' or 'strongly agree') with attitude statements about sex in prison**

Sexual attitude statements	Queensland				New South Wales				p value men	p value women
	Men (n=900)		Women (n=134)		Men (n=1118)		Women (n=199)			
	No.	%	No.	%	No.	%	No.	%		
Sex between two consenting inmates in prison is always wrong (% agree)	514	57.1	43	32.1	709	63.4	34	17.1	0.004	0.002
It's OK for inmates to have sex in prison then go back to their partners (% agree)	133	14.8	36	26.9	128	11.5	50	25.1	0.03	0.8
Choosing to have sex in prison doesn't make you gay (% agree)	177	19.6	65	48.5	182	16.3	109	54.7	0.06	0.3
Inmates should be allowed to have private (i.e. overnight) family/partner visit (% agree)	790	87.8	99	73.9	1014	90.7	158	89.4	0.04	<0.0001

**Table A54 Use of drugs in prison**

Use of drugs	Queensland				New South Wales				p value men	p value women
	Men (n=900)		Women (n=134)		Men (n=1118)		Women (n=199)			
	No.	%	No.	%	No.	%	No.	%		
Used a non-prescribed drug	184	20.4	23	17.2	366	32.7	53	26.6	<0.0001	0.06
Injected drugs in prison	118	13.1	14	10.4	122	10.9	29	14.6	0.1	0.3
Used a needle after someone else (% injectors)	114	96.6	13	92.9	96	78.7	23	73.9	<0.0001	0.3

**Table A55 Risk behaviours in the two weeks following release from prison<sup>a</sup>**

Risk behaviour	Queensland				New South Wales				p value men	p value women
	Men (n=550)		Women (n=60)		Men (n=674)		Women (n=113)			
	No.	%	No.	%	No.	%	No.	%		
Took illicit drugs (% yes)	314	57.1	38	63.3	425	63.1	38	33.6	0.03	<0.001
Shared injecting equipment	48	8.7	15	25.0	41	6.1	8	7.1	0.1	0.002
Consumed alcohol	409	74.4	36	60.0	483	71.7	44	38.9	0.3	0.01
Consumed 6 or more standard drinks on any one day	315	57.3	26	43.3	373	55.3	23	20.4	0.9	0.1
Paid to have sex	5	0.9	0	0.0	8	1.2	0	0.0	0.8	–
Was paid for sex	5	0.9	3	5.0	8	1.2	9	8.0	0.8	0.7

(a) % of those with a prior incarceration.



## APPENDIX 2: TELEPHONE SURVEY QUESTIONNAIRE

### Sexual Health and Attitudes of Australian Prisoners

#### The questionnaire

This is a simplified and edited version of the questionnaire computer program used for the survey; skips and filters are not shown. Not all the questions were asked of all the respondents. This version is based on the women's questionnaire, with questions from the men's version shown in some places for clarity, but not all the variants are shown. In the variant questions, wording was adjusted according to whether the respondent was a man or a woman and whether the partner referred to was male or female, regular or non-regular (casual). Response options are not shown when questions invited a simple yes/no response or a number (such as number of sexual partners). 'Don't know' and 'refused' options are generally not shown.

Roman print in square brackets is used for alternative or additional wording used where appropriate according to the answers to previous questions. It shows words actually read out by interviewers. *Italic* print in square brackets is used for (1) on-screen instructions to the interviewers, (2) editorial descriptions of specific words or phrases used, such as [*phone number*], and [3] explanations to the reader. Words in italics were not read out to the respondents. The bold headings (such as 'Introduction' below) are for the reader's convenience and were not read out by the interviewers.

#### Introduction

Hello, my name is ——. I am calling on behalf of the Health Department and the University of New South Wales and I will be doing the Sexual Health and Attitudes Survey with you today. First I would just like to confirm that you have been told about the survey and that you have signed a consent form?

[*If yes*] Great! Can I have your study code number please? Thank you.

The survey will take about forty minutes for most people. If there are any questions you would prefer not to answer, just say so. We would like you to be as honest as possible and assure you that this is a private call. This phone is not being monitored by the Department of Corrective Services. All information you give will be kept private. For the purposes of training this call may be monitored by my supervisor.

#### Demographics

Which country were you born in?

What year did you first arrive in Australia?

What language do you usually speak at home? [*If necessary, say: By home we mean where you lived before you came to prison.*]

What is the postcode or name of the place you lived before you came into prison? [*If necessary, say: The place where you lived or spent most of the time.*]

What type of accommodation were you living in immediately before coming into prison?

- Renting
- Own or buying
- Living with parents
- Unsettled lodgings (e.g. squat, B&B, hostel, caravan, staying temporarily with friends)
- Sleeping rough (e.g. no fixed abode, on the streets, in a car)
- Hospital
- Other (specify)

Did anyone else beside you live in your household?

Did you live with a partner or husband [wife]? [*Includes same-sex partner.*]

Did you live with any children? [*Children are defined as less than 16 years of age. Resident children include children under 16 who live there at least half the time.*]

In the place you lived in before coming to prison, did you have a landline telephone?

Have you ever done a telephone survey before?

In terms of legal marital status, are you – [*Traditional Aboriginal marriage counts as marriage.*]

- Married
- Never married
- Divorced
- Separated but not divorced
- Widowed

What is the highest educational qualification you have completed? [*If necessary, ask: What year did you go up to in school? Enter only one code; prompt if needed.*]

- No formal schooling
- Primary school only
- Lower secondary school / School Certificate / Intermediate Certificate / Year 10
- Technical or trade certificate
- Higher secondary school / HSC / VCE / Leaving Certificate / Year 12
- College certificate or diploma
- Undergraduate uni degree
- Postgraduate uni degree
- Other (specify)

Which of the following best describes your work status before you came into prison? You can pick more than one.

- Employed full-time [*includes self-employed*]
- Employed part-time [*includes self-employed, casually employed*]
- Home duties
- Unemployed
- Student
- Permanently ill or unable to work
- Retired
- Other (specify)

Have you ever worked?

What was your usual job before you came into prison? [*If unemployed, use type of work done previously, or being sought. If retired, use last employment.*]

- Manager or administrator [*e.g. general manager, farm manager, director of nursing, school principal*]
- Professional [*scientist, doctor, registered nurse, allied health professional, teacher, artist*]
- Associate professional [*technician, manager, youth worker, police officer*]
- Tradesperson and related [*hairdresser, gardener, florist*]
- Advanced clerical and service [*secretary, personal assistant, flight attendant, law clerk*]
- Intermediate clerical, sales, and service [*typing, data entry, receptionist, child care, nursing assistant, hospitality*]
- Intermediate production and transport [*sewing machinist, machine operator, bus driver*]
- Elementary clerical, sales, and service [*filing/mail clerk, parking inspector, sales assistant, telemarketer, housekeeper*]
- Labourer and related [*cleaner, factory worker, general farm hand, kitchen hand*]
- Other (specify)

Do you have a particular religion or faith? [*'No' means 'no religion'.*]

What religion or faith do you follow?

- Anglican / Church of England
- Baptist
- Catholic
- Lutheran
- Oriental Christian
- Orthodox Christian
- Presbyterian and Reformed
- Uniting Church
- Other Christian (Specify)
- Buddhist
- Islam / Muslim
- Aboriginal / Indigenous faith
- Other non-Christian (specify)
- Other (specify)
- No preferred religion

Before you came into prison, how often did you attend religious services or meetings? [*If only attends at festivals such as Easter and Christmas, code as 'less than monthly'.*]

- Never
- Only on special occasions (weddings, funerals, christenings etc.)
- Less than monthly
- Monthly
- Weekly
- Daily

In prison, how often did you attend services or meetings?

- Never
- Only on special occasions (weddings, funerals, christenings etc.)
- Less than monthly
- Monthly
- Weekly
- Daily

### Your time in prison

Is this your first time in an adult prison?

How much time have you spent in adult prisons in total?

- Less than six months
- Six months to less than one year
- One to less than two years
- Two to less than five years
- Five to less than ten years
- More than ten years

How long have you been in prison so far this time?

- Less than one month
- One month to less than six months
- Six months to less than one year
- One to less than two years
- Two to less than five years
- Five to less than ten years
- More than ten years

Have you ever had day, weekend, work or study release during any of your time in prison?

Which one[s]? You can pick more than one.

- Day release
- Weekend release
- Work release
- Study release
- Other (specify)

Did you ever spend any time in a juvenile detention centre?

How much time did you spend in juvenile detention centres in total? *[If necessary, ask: Can you add up all the periods of time you spent in juvenile detention?]*

- Less than six months
- Six months to less than one year
- One to less than two years
- Two to less than five years
- Five to less than ten years
- More than ten years

## Sex and you

Do you think of yourself as – *[Read out categories 1–3 with numbers. If necessary, say: Just tell me the number that best describes you.]*

- 1 Heterosexual or straight
- 2 Homosexual (lesbian) [gay]
- 3 Bisexual
- 4 Queer
- 5 Not sure / undecided
- 6 Something else / other (specify)

I just need to check something before we continue – just to make sure we ask you the right questions.

Sometimes there are transgenders in [fe]male prisons. Are you a transgender?

*[If yes]* This questionnaire is designed for women [men]. Is it OK if I continue?

Now we would like to ask some questions about your sexual feelings and experiences.

Which of these six statements best describes you?

I will read them out and ask you to please just give me the number. *[Order reversed for men.]*

- 1 I have felt sexually attracted only to males, never to females
- 2 ... more often to males, and at least once to a female
- 3 ... about equally often to males and to females
- 4 ... more often to females, and at least once to a male
- 5 ... only to females, never to males
- 6 I have never felt sexually attracted to anyone at all

In the next question, we say 'sexual experience'. By that we mean any kind of contact with another person that you felt was sexual. It could be kissing, touching, or any other form of sex, including intercourse.

Which of these statements best describes you? Again, I will read out the list and you tell me the number. *[Order reversed for men.]*

- 1 I have had sexual experiences only with males, never with females
- 2 ... more often with males, and at least once with a female
- 3 ... equally often with males and with females
- 4 ... more often with females, and at least once with a male

- 5 ... only with females, never with males
- 6 I have never had any sexual experience with anyone at all

## First sexual experiences

The next questions are about your first sexual experiences.

How old were you when you first had vaginal intercourse? *[Note: If respondent asks about sexual contact with adults as a child, say: You don't need to count anything that happened when you were very young.]*

How old was he [she]?

*[Prompt]* Would he have been –

- Less than twelve years
- Twelve to fifteen years
- Sixteen or seventeen
- Eighteen to twenty-four
- Twenty-five to thirty-four
- Thirty-five to forty-four
- Forty-five to fifty-four
- Fifty-five to sixty-four
- More than sixty-five years

How long had you known him before you had sex for the first time? *['Known' counts from when you first met in person.]*

- Less than 24 hours
- More than a day but less than a week
- More than a week, less than a month
- More than a month, less than a year
- A year or more

And who was he, what was his relationship to you? *[If response is 'friend', probe to ascertain whether 'steady' or 'casual'.]*

- Husband [wife] – you were married to him[her]
- Fiancé – you were engaged to him *[including promised wife for arranged marriage]*
- Living together but not married
- Steady partner *[includes boyfriend]*
- Casual partner *[includes friend, workmate etc.]*
- Sex worker
- Other (specify)

What contraception or precautions did you or he use that first time, such as a condom or anything else to stop you getting pregnant or catching something?

- Condom
- Other contraception (e.g. pill)
- He withdrew
- Made sure it was safe period
- Other (specify)
- No precautions

How old were you when you first had oral sex with a male[female]? That's with his penis in your mouth, or his mouth on your vaginal area. *[If respondent asks about sexual contact with adults as a child, say: You don't need to count anything that happened when you were very young.]*

Have you ever had anal intercourse with a man [woman]?

*[If had any same-sex experience]* How old were you when you first had sex with a female [male], not counting children's sex play? *[Let the respondent use her/his own definition of 'had sex'.]*

How old was she [he]? *[Prompt with age ranges if needed.]*

How long had you known her[him] before you had sex for the first time? *['Known' counts from when you first met in person.]*

- Less than twenty-four hours
- More than a day but less than a week
- More than a week, less than a month
- More than a month, less than a year
- A year or more

And who was she, what was her[his] relationship to you? *[If response is 'friend', probe to ascertain whether 'steady' or 'casual'.]*

- Living together
- Steady partner *[including girlfriend]*
- Casual partner *[including friend, workmate, etc.]*
- Sex worker
- Inmate
- Other (specify)

### **Sexual activity with men** *[Corresponding questions asked of men about women.]*

Now some questions about your sexual activity with men.

In your whole life, how many men have you had sexual intercourse with? That's with his penis in your vagina or his penis in your anus. *[If respondent asks whether sex work is included, say: Yes, we ask more about that later. If respondent asks about sexual contact with adults as a child, say: You don't need to count anything that happened when you were very young. If respondent cannot give number, prompt with ranges.]*

Are there any [more] men that you had oral sex with – men that you didn't have sexual intercourse with? That's with his penis in your mouth, or his mouth on your vaginal area. *[If respondent asks about sexual contact with adults as a child, say: You don't need to count anything that happened when you were very young.]* How many?

In your whole lifetime, how many men have you had oral sex with? *[If respondent gives range, use middle value. If respondent cannot give number, prompt with ranges.]*

And are there any [more] men that you had some form of sexual contact with that involved touching or rubbing the penis or vaginal area? That is; men that you didn't have vaginal, anal or oral sex with.

How many? *[If respondent cannot give number, prompt with ranges.]*

Have you ever used a condom to have sex with a man?

Have you ever used a condom when having oral sex with a man?

### **Sexual experiences prior to prison**

Now we would like to ask you some questions about your sexual experiences in the twelve months before you came to prison.

How many men [women] did you have sexual intercourse with in the twelve months before you came to prison? *[If respondent asks whether sex work is included, say: Yes, we ask more about that later. Prompt with ranges if needed.]*

Were there any more men [women] that you had oral sex with? Men that you didn't have vaginal and/or anal intercourse with *[If necessary, add: In the twelve months before you came to prison. Prompt with ranges if needed.]*

Were there any more men [women] that you had some form of sexual contact with that involved touching or rubbing the penis or vaginal area? That is; men that you didn't have vaginal, anal or oral sex with. *[If necessary, add: In the twelve months before you came to prison. Prompt with ranges if needed.]*

Did you use a condom to have sex with a man [woman] in the twelve months before you came to prison?

### **Regular relationship before prison**

Thinking about just before you came into prison, did you have a regular male [female] sexual partner? *[If necessary, add: Someone you have an ongoing sexual relationship with. If respondent is married or reported a partner earlier but says no here, query.]*

Did you live with your regular partner?

Was there more than one? How many regular male[female] partners did you have? Did you live with one of them?

The next set of questions is about –

the regular partner you had before coming to prison [or]  
the regular partner you lived with before coming to prison [or]

the regular partner you last had sex with before coming to prison.

How long had you been together before you came to prison? [*If respondent lived with a partner, add: Include any time before you were living together. If respondent unsure, say: Count from when you felt it became a regular relationship. Many people count from when they first had sex.*]

\_\_ months

Less than one year

More than one year but less than two years

More than two years but less than five years

More than five but less than ten years

More than ten but less than twenty years

More than twenty years

How old is he[*she*] now? [*Prompt with age ranges if needed.*]

Now we would like to ask you some questions about your relationship before you came to prison.

Did you expect that he [*she*] would have sex only with you?

Yes / No / Not sure

And did you expect that you would have sex only with him [*her*]?

Did you discuss these expectations with him [*her*]?  
[*Prompt: Did you talk about whether it was OK for either of you to have sex with other people?*]

Yes / No / Partly / Not sure

And did you both clearly agree about this?

In this relationship, was any kind of contraception being used? [*If necessary, add: Contraception like condoms or anything else to stop you getting pregnant.*]

Yes / No / Not sure / Don't know

What form of contraception was being used? [*Ignore occasional failure to use methods.*]

Contraceptive pill

IUD

Depo-Provera injection

Implant

Your partner had a vasectomy

You have had your tubes tied

You have had a hysterectomy

Condoms

Safe period / natural family planning (rhythm method, Billings method, symptothermic, periodic abstinence)

Withdrawal (coitus interruptus, pulling out)

Other non-prescribed (specify)

Don't know

Did you use that every time, or another type or method as well?

Safe period / natural family planning (rhythm method, Billings method, symptothermic, periodic abstinence)

Withdrawal (coitus interruptus, pulling out)

Other non-prescribed (specify)

No other method

Don't know

How often did you usually have sex with him [*her*]? Not just intercourse, but including other forms of sex.

Less than once a week

Once a week

Twice or three times a week

Four to six times a week

Daily

Never

Thinking about your relationship with your partner

How physically pleasurable did you find sex with him [*her*] to be? Was it;

Extremely pleasurable

Very pleasurable

Moderately pleasurable

Slightly pleasurable

Not at all pleasurable

Are you still in this relationship?

Did this relationship end because you are in prison?

We would now like to ask you some questions about your relationship now while you are in prison.

Do you expect that he[*she*] will have sex with anyone else?

And do you expect that you would have sex with anyone else? This includes with inmates in prison.

Have you discussed these expectations with him [*her*]?  
[*If necessary, ask: Have you talked about whether it's OK for either of you to have sex with other people?*]

Yes / No / Partly / Not sure

And have you both clearly agreed about this?

### **Last sexual experience before prison**

Now we would like to ask you about the last time you had sex with a man[*woman*] before you came to prison. By sex we mean any kind of contact you felt was sexual, not just intercourse.

How long ago was that?

And who was he [*she*], what was his[*her*] relationship to you?

Live-in partner [*if lived with regular partner*]

Regular partner, but not living together

Occasional partner

Casual partner or one-night stand

Other (specify)

Was this regular partner the one you described before? *[If necessary, ask: Was this the one you were talking about before, when I was asking you questions about your regular partner?]*

Yes / No, another regular partner

How old was he [she]? *[Prompt with age ranges if needed.]*

The last time you had sex; did he put his penis into your vagina? *[Corresponding questions asked of men about women.]*

Was a condom used?

Yes / No / Not sure

The last time you had sex; did he put his penis into your anus?

Was a condom used when you did this?

The last time you had sex; did you have oral sex with your mouth on his penis?

Did you have oral sex with his mouth on your vaginal area?

Did you touch or rub his penis with your hand?

Did he touch or rub your clitoris or vaginal area with his hand?

And the last time you had sex with a man before coming to prison, did you have an orgasm?

### Sexual activity with women

*[Check previous response by asking: You said earlier that you have had no sexual contact with females [males]. Is that correct? Wait for confirmation. If respondent has had sexual contact with women [men], continue with questions about sexual activity with women [men]. If respondent has stated previously that she/he has had sexual contact with women [men], say: Now, some questions about your sexual activity with women [men].]*

Has your sexual contact with females [males] been out of prison, in prison or both? *[If respondent's only contact with females has been in prison, say: OK, we will ask about that later.]*

Out of prison

In prison

Both

We would first like to ask about your sexual activity with females [males] outside prison.

In your whole life, how many women have you had oral sex with? That is, your mouth on her vaginal area or her mouth on your vaginal area. *[If respondent asks whether sex work is included, say: Yes, we ask more about that later. If respondent asks about sexual contact with adults as a child, say: You don't need to count anything that happened when you were very young. Prompt with ranges if needed.]*

*[Asked of men: In your whole life, how many men have you had anal intercourse with? That is; penis in anus sex.]*

Are there any more women that you had some form of sexual contact with outside prison that involved touching the vaginal area? That is; women that you didn't have oral sex with? *[Prompt with ranges if needed.]*

Have you ever used a dental dam when having oral sex with a woman?

Yes / No / No, used something else (e.g. cling wrap)

*[Asked of men: Have you ever used a condom when having anal/oral sex with a man?]*

Have you ever used a glove when having sex with a woman?

Have you ever used a condom when having sex with a woman?

Now we would like to ask you about the twelve months before you came into prison.

How many women did you have oral sex with in the twelve months before you came into prison? *[Prompt with ranges if needed.]*

*[Asked of men: How many men did you have anal intercourse with in the twelve months before you came into prison?]*

Were there any more women that you had some form of sexual contact with that involved touching the vaginal area, in the twelve months before you came into prison? That is; women that you didn't have oral sex with.

We would now like to ask you about the time just before you came into prison.

Did you have a regular female [male] sexual partner before you came to prison? *[If necessary, say: Someone you had an ongoing sexual relationship with.]*

Was there more than one? Did you live with her [him]?

How many regular female [male] partners did you have? Did you live with one of them?

How long you had you been together before you came to prison. *[If respondent lived with a partner, add: Include any time before you were living together. If respondent unsure, say: Count from when you felt it became a regular relationship. Many people count from when they first had sex.]*

\_\_ months

Less than one year

More than one year but less than two years

More than two but less than five years

More than five but less than ten years

More than ten but less than twenty years

More than twenty years

How old is she [he] now? *[Prompt with age ranges if needed.]*

Now we would like to ask you some questions about your relationship before you came to prison.

Did you expect she [he] would have sex only with you?

Yes / No / Not sure

And did you expect that you would have sex only with her [him]?

Did you discuss these expectations with her[him]? *[If necessary, ask: Did you talk about whether it was OK for either of you to have sex with other people?]*

Yes / No / Partly / Not sure

And did you both clearly agree about this?

Yes / No / Not sure

How often did you usually have sex with her [him]?

Less than once a week

Once a week

Twice or three times a week

Four to six times a week

Daily

Never

Thinking about your relationship with your partner

How physically pleasurable did you find sex with her [him] to be? Was it;

Extremely pleasurable

Very pleasurable

Moderately pleasurable

Slightly pleasurable

Not at all pleasurable

Are you still in this relationship?

Yes / No / Not sure

Did this relationship end because you are in prison?

Now we would like to ask you some questions about your relationship now while you are in prison.

Do you expect that she [he] will have sex with anyone else?

And do you expect that you would have sex with anyone else? This includes with inmates in prison.

Have you discussed these expectations with her [him]? *[If necessary, ask: Have you talked about whether it's OK for either of you to have sex with other people?]*

Yes / No / Partly / Not sure

And have you both clearly agreed about this?

### **Last sexual encounter with a woman**

Now we would like to ask you about the last time you had sex with a woman[man] before you came to prison.

How long ago was that?

And who was she[he], what was her[his] relationship to you?

Live-in partner

Steady partner, but not living together

Occasional partner

Casual partner or one-night-stand

Other (specify)

Was this regular partner the one you described before? *[If necessary, ask: Was this the one you were talking about before, when I was asking you questions about your regular partner?]*

Yes / No, another regular partner

How old was she[he]? *[Prompt with age ranges if needed.]*

The last time you had sex before coming to prison; did you have oral sex with her mouth on your vaginal area? *[If necessary, clarify: We are asking about the last time you had sex with a female before coming to prison.]*

Yes / No / Not sure

*[Asked of men: The last time you had sex before coming to prison, did you put your penis into his anus? Was a condom used? Did he put his penis into your anus? Was a condom used when he did this?]*

Did you have oral sex with your mouth on her vaginal area?

Did your partner touch or rub your vaginal area with her hand?

Did you stimulate, touch or rub her vaginal area with your hand?

And the last time you had sex with a female before coming to prison, did you have an orgasm?

### **Fertility**

*[Section skipped if respondent has never had vaginal intercourse.]*

Now I would like to ask you some questions about contraception and pregnancy. *[If contraception questions have already been asked; In some cases the following questions may seem repetitive.]*

Did you use any kind of contraception in the twelve months before coming to prison?

Yes / No / Not sure

What form of contraception did you use? *[Ignore occasional failure to use methods.]*

Contraceptive pill

IUD

Depo-Provera injection

Implant

Your partner had a vasectomy

You have had your tubes tied

You have had a hysterectomy

Condom

Safe period / natural family planning (rhythm method, Billings method, symptothermic, periodic abstinence)

Withdrawal (coitus interruptus, pulling out)

Other non-prescribed (specify)

Did you use that every time, or another type or method as well?

Have you ever used emergency contraception or the morning-after pill?

Yes / No / Don't know what it is

How many times have you used it?

Have you ever been pregnant?

Yes / No / Don't know

How old were you when you first became pregnant?

How many children have you had all together? *[If respondent asks whether only live births are included, say: Please don't include miscarriages, stillbirths or abortions; we ask about them in a minute.]*

Have you ever had a miscarriage?

Can you please tell me how many?

Have you ever had a stillbirth?

Can you please tell me how many?

Have you ever had a termination of pregnancy (i.e. an abortion)?

Can you please tell me how many?

Have you ever had a child that was given up for adoption?

Can you please tell me how many children you have given up for adoption?

Have you ever experienced difficulties trying to get pregnant?

Have you been treated to help you get pregnant?

### **Masturbation and esoteric practices**

The next section is about things that some people do to add to sexual stimulation. If you have not heard of any of the things I read out, just tell me.

In the twelve months before coming into prison, did you ever masturbate alone? *[If necessary, clarify: By masturbate, we mean play with or rub your genitals.]*

In the twelve months before you came into prison how often did you usually masturbate alone? *[Orgasm is not required for activity to qualify as masturbation.]*

Less than once a week

Once a week

Twice or three times a week

Four to six times a week

Daily

In your lifetime outside prison, have you ever masturbated while someone else was in the same room? Not counting someone you were having sex with at that time.

In the twelve months before coming into prison, did you have phone sex?

... did you call a telephone sex line?

... did you go to a sex site on the internet on purpose? *[This includes both looking at pictures and chat rooms.]*

In the twelve months before coming into prison, did you meet a sexual partner through the internet?

In the twelve months before coming into prison, did you watch an X-rated or porn movie? *[R-rated does not count.]*

In the twelve months before coming into prison, did you use a sex toy such as a vibrator or dildo? *[Includes any toys such as butt plugs, ben-wa balls etc., but not feathers, canes, massage oils etc.]*

*[From here on, if respondent doesn't understand questions or expresses discomfort, skip to next section.]*

In the twelve months before coming into prison, were you involved in role playing or dressing up? *[Includes playing games like naughty schoolgirl, captain and cabin boy etc., or dressing up in fetish gear or, for men, female clothing.]*

In the twelve months before coming into prison, were you involved in B&D or S&M? That's bondage and discipline, sadomasochism, or dominance and submission.

And in the twelve months before coming into prison, were you involved in group sex? That is, sex with at least two other people at the same time.

In the twelve months before coming into prison, did you use your fingers to stimulate a partner's anus, or have a partner do that to you?

And in the twelve months before coming into prison, were you involved in fisting? *[Do not explain. If respondent asks which, it includes both receptive and insertive, vaginal and rectal fisting.]*

Were you involved in oral-anal contact or rimming, in the twelve months before coming into prison?

### **Sexual forcing**

The next section is about sexual situations that both women and men may have experienced. We understand that sometimes these are difficult issues to discuss. For the next set of questions we would just like you to think about times outside of prison only.

Have you ever had a sexual experience with a male or a female when you didn't want to because you were too drunk or high at the time?

Have you ever been forced or frightened by a male or a female into doing something sexually that you did not want to do?



Was that by a male, female or both?

How many times has this happened to you?

How old were you the first time? [*If once: How old were you at the time?*]

Did you talk to someone else about it or seek help?

Who did you talk to? [*If respondent uses general term like chaplain, nurse, doctor or psychologist, clarify whether this was a professional in the community or prison. Say:*

Was this person in the community or someone working with inmates?]

Brother or sister (sibling)

Parent

Friend

Rape crisis centre

Hospital

Police

Teacher

Chaplain or other religious person

Counsellor, psychologist, etc

Doctor or nurse

Magazines, newspapers, radio

Spouse/partner

Other relative

Another inmate

Justice Health nurse/doctor (including Public/Sexual Health nurse)

Prison chaplain or other religious person

DCS welfare staff (Drug & Alcohol, welfare, psychologist)

Other welfare person working specifically with inmates

DCS officer

Other (specify)

[*At interviewer's discretion. If inmate offers more information, say: At the end we can organise for you to speak to someone.*]

### Sexual difficulties

The next questions are about your sex life twelve months before you came into prison.

In the twelve months before you came to prison, was there a period of one month or more when you lacked interest in having sex?

In the twelve months before you came into prison, was there a period of one month or more when you were unable to orgasm?

Yes / No / Never had orgasm

Was there a period of one month or more when you came to orgasm too quickly?

Was there a period of one month or more when you experienced physical pain during intercourse?

In the twelve months before you came into prison, was there a period of one month or more when you did not find sex pleasurable?

Was there a period of one month or more when you felt anxious about your ability to perform sexually?

Was there a period of one month or more when you had trouble with vaginal dryness?

[*Asked of men: In the twelve months before you came into prison, was there a period of one month or more when you had trouble keeping an erection when you wanted to?*]

During sex do you worry whether your body looks unattractive?

Ideally, outside prison, how often would you like to have sex? [*Pause and read out list with numbers.*]

- 1 More than once a day
- 2 Daily
- 3 Four to six times a week
- 4 Two to three times a week
- 5 Once a week
- 6 Once every two weeks
- 7 Once every three weeks
- 9 Monthly
- 10 Less than monthly
- 11 Every six months
- 12 Annually
- 13 Never

[*Asked of men: Over your lifetime, how many times has a condom actually broken when you were having sex with another person?*]

### Sex work

Have you ever been paid [ever paid anyone] money for sex, including oral sex and hand jobs? [*If respondent has done sex work but did not receive the money herself, code as 'yes'.*]

In your lifetime, how many men have paid money for sex with you? Did you include these men who paid you when I asked earlier about the number of men you have ever had sex with?

How old were you the first time a man paid money for sex with you?

Did a man pay money for sex with you in the twelve months before you came into prison?

[*Asked of men: Did you pay to have sex with a woman in the twelve months before you came into prison?*]

What year was the last time a man paid you for sex?

In the twelve months before you came into prison, where did you do sex work? Please tell me 'yes' or 'no' for each one.

On the street?

In a brothel, i.e. with a manager? [*Includes heterosexual saunas and swingers' clubs where women are paid by the house.*]

In a house or flat with a small group of women

Escort agency

Massage parlour  
Privately or informally *[Includes internet or classified ad, if she does not work in above venues.]*  
Beat or sex venue  
Other *[Includes bar girls and other arrangements overseas.]*

Did you usually work –  
Alone?  
With a minder/sitter/partner?  
With one other worker?  
With several other sex workers?

Thinking about the last time you were paid for sex, was this the last sexual encounter you told me about earlier?

The next few questions are about the last time a man paid you for sex, even if this was different from usual for you.

How old do you think he was? *[Prompt with age ranges if needed.]*

The last time a man paid you for sex, did he put his penis in your vagina?

Was a condom used?

*[Asked of men: Was a condom used? Includes Femidom.]*

The last time a man paid you for sex, did he put his penis in your anus?

Was a condom used when he did this?

*[Asked of men: Was a condom used? Includes Femidom.]*

The last time a man paid you for sex, did you have oral sex with his penis in your mouth?

Was a condom used? *[If necessary, ask: Did he wear a condom?]*

Did you have oral sex with his mouth on your vaginal area?

Did you touch or rub his penis with your hand?

Did he touch or rub your vaginal area with his hand?

*[Asked of men: How much did you pay, the last time you paid a woman for sex?]*

Have you ever been paid for sex with a woman?

Were you paid by a man or men, or by the woman?

- By a man or men
- By the woman
- Both at different times

Have you ever paid money for sex, including oral sex or sexual touching?

Have you ever paid for sex with a man? *[If respondent visited a sex worker and someone else paid, code as 'yes'.]*

How old were you the first time you paid for sex with a man?

In your lifetime, how many men have you paid money to for sex?

Have you ever paid money for sex with a woman?

*[Similar questions asked of men about paying for sex with other men, types of sex, use of condoms, paying for sex with transgenders, paid sex with women and whether they have paid for sex with men.]*

### **Your time in prison**

Now we are going to ask you questions about your time in prison.

Since you came into prison, have you had any visits from a partner, friends or family?

In the past four weeks, how many times have you had contact with your children? This includes via visits, phone calls or letters.

You said earlier that you are still in a relationship with the regular partner you had before coming to prison. How do you keep in contact with your partner while you are in prison?

- Visits
- Phone
- Letters
- Other (specify)

Don't have contact with partner while in prison

In the last four weeks, how many times have you had contact with your regular partner? This includes via visits, phone calls or letters. *[If necessary, ask: Can you add up how many times you would have seen, talked to or sent/received a letter from your partner in the past month?]*

When was the last time you had contact with your regular partner?

Have you ever had sex with someone during a visit? By sex we mean any kind of contact you felt was sexual, not just intercourse.

We would now like to ask you some questions about sex in prison, or situations you've been in.

*[Included for men in this section: You might feel a little embarrassed but there is no need to be. No one will know what answers you give and the information you provide will be important for improving the sexual health services for inmates.]*

We understand that what you do in prison might not be what you do outside prison.

In all the time you have spent in prison, have you ever had any sexual contact, including touching, with another inmate?

And how much time had you spent in prison before your first sexual contact with another inmate?

Was that during your first time in an adult prison?

Did you agree to this? *[If necessary, ask: Did you consent to this first sexual contact with an inmate?]*

Yes / No / Sort of

Was this your first sexual experience with another female[male]?

How many inmates have you had sexual contact with, including touching, in all the time you have spent in adult prisons? *[Prompt with ranges if needed.]*

How many inmates have you had oral sex with? *[If necessary, clarify: That is, your mouth on her vaginal area or her mouth on your vaginal area. Prompt with ranges if needed.]*

*[Asked of men: How many inmates have you had anal intercourse with? That is, penis in anus sex.]*

How many inmates have you had oral sex with, with her[your] mouth on your[her] vaginal area? *[In all the time the respondent has spent in prison. Prompt with ranges if needed.]*

How many times have you had sexual contact with an inmate in the past four weeks? This includes things like sexual touching.

Have you ever used a dental dam to have sex with a woman while you were in prison?

Yes / No / No, can't get dental dams in prison / Not sure

Have you ever used a condom or glove to have sex with a woman[man] while you were in prison?

Yes / No / No, can't get condoms/gloves in prison / Not sure

You said earlier that you had spent some time in a juvenile detention centre.

Did you ever have any sexual contact with another female[male] while you were there?

Now we would like to ask you about some of the reasons you might have ever had sexual contact with another inmate in prison.

To avoid being physically or sexually assaulted by someone else i.e. for protection?

To pay for drugs?

To pay for other goods (like food etc.)?

To repay any other debt?

For pleasure?

When was the last time you had sex with another inmate? By sex we mean any kind of contact you felt was sexual, not just intercourse. *[If necessary, ask: How long ago was that?]*

Did you agree to this? *[If necessary, ask: Did you consent to this sexual contact?]*

Yes / No / Sort of / Not sure

How old was she[he]? *[Prompt with age ranges if needed.]*

The last time you had sex; did you have oral sex with her mouth on your vaginal area?

Did you have oral sex with your mouth on her vaginal area?

Did she touch or rub your vaginal area with her hand?

Did you stimulate, touch or rub her vaginal area with your hand?

*[Corresponding questions asked of men about oral and anal sex, genital touching, use of condoms and lubricant.]*

And the last time you had sex, did you have an orgasm?

Have you ever felt sexually frustrated during your time in prison? *[If necessary, clarify: During any time in an adult prison, not just this sentence.]*

Have you ever masturbated alone in prison?

In the last four weeks, how many times did you masturbate alone? *[Orgasm is not required for activity to count as masturbation.]*

In prison, have you ever masturbated while someone else was in the same room or cell? (That is, someone you weren't having sex with at that time.)

### **Sex on release or between sentences**

You said earlier that you have had day, weekend or work release.

Have you ever had sex with someone during day, weekend, work or study release? By sex we mean any kind of contact you felt was sexual, not just intercourse.

You said earlier that this is not your first time in prison.

Thinking about the last time you were released from prison. How soon after leaving prison did you have sex? By sex we mean any kind of contact you felt was sexual, not just intercourse.

Was this with a male or female?

Who was this with? What was their relationship to you? *[Pause and read out list with numbers.]*

- 1 Regular partner that you talked about before
- 2 Another regular partner
- 3 Occasional sexual partner
- 4 Casual partner or one-night-stand
- 5 Sex worker
- 6 Other (specify)

Thinking about the first sex you had after your last release from prison.

Did you have vaginal or anal intercourse?

Was a condom used?

In the two weeks after you were released from prison, did you have unprotected sex with a man [woman]?

In the two weeks after you were released from prison, did you –

Take illicit drugs?

Share drug-injecting equipment?

Drink alcohol?

And did you drink more than six standard drinks in any one day? *[If necessary, add: Remember, we are just asking about the first two weeks after your release. One standard drink is 2 middies of low-alcohol beer, 1 middie of ordinary beer, 1 small glass of wine, 1 small glass of fortified wine, 1 nip of spirits (30 ml) or just less than a bottle of wine cooler.]*

How often did you drink more than six standard drinks in a day?

- Every day or almost every day
- Three or four days per week
- One or two days per week
- Once in that fortnight

In the two weeks after your release did you get paid to have sex with someone?

In the two weeks after your release did you pay to have sex with someone?

### Physical and sexual assaults in prison

The next section is about situations that you may have encountered in prison. We do not want to know specific details like names or places, just if you have experienced them. The first couple of questions are about physical assault, not including sexual assault.

Have you ever been assaulted or attacked in prison? *[If necessary, clarify: Beaten up or injured.]*

How many times?

In your time in a juvenile detention centre, were you ever assaulted or attacked?

Now some questions about sexual assault in prison. By sexual assault we mean any sexual contact that you do not consent or agree to.

Thinking about before you came into prison, did you worry about being sexually assaulted in prison?

Are you currently frightened of being sexually assaulted in prison?

Have you ever been threatened with sexual assault in prison?

How many times?

In prison, have you ever been forced or frightened by anyone into doing something sexually that you did not want to do?

How many times has this happened to you?

How old were you at the time? [How old were you the first time this happened to you in prison?]

How long had you been in prison when this [first] happened to you?

Where did it happen?

- Cell
- Showers
- Yard
- Common area
- Other (specify)

Was this done by one person or more than one person? *[If necessary, clarify: The first time this happened was it done by one person or more?]*

- One person only
- More than one person

How many?

Was this person [one of these people] your cellmate?

Was this reported to a member of staff? *[This includes both prison officers and clinic staff or nurses.]*

Have you talked to someone else about it or sought help?

Who did you talk to? *[If respondent uses general term like chaplain, nurse, doctor or psychologist, clarify whether this was a professional in the community or prison. Say:*

Was this person in the community or someone working with inmates? *Accept multiple responses.]*

- Brother or sister (sibling)
- Parent
- Friend
- Rape crisis centre
- Hospital
- Police
- Teacher
- Chaplain or other religious person
- Counsellor, psychologist, etc
- Doctor or nurse
- Magazines, newspapers, radio
- Spouse/partner
- Other relative
- Another inmate
- Justice Health nurse/doctor (including Public/Sexual Health nurse)
- Prison chaplain or other religious person
- DCS welfare staff (Drug & Alcohol, welfare, psychologist)
- Other welfare person working specifically with inmates
- DCS officer
- Other (specify)

Do you think you might have ever frightened or forced another inmate into doing something sexual that they didn't want to do? This includes sexual touching, oral sex or intercourse.

In your time in a juvenile detention centre, were you ever forced or frightened by anyone into doing something sexually that you did not want to?

*[For Queensland respondents]*

*[Asked of men]* Where/who have you got condoms from while you have been in prison?

- Prison medical staff
- Welfare or Drug & Alcohol staff
- Corrections officer
- Another inmate

Buy-up/Shop  
Other (specify)  
Not able to get condoms while in prison

## General health

Thank you. Now some questions about your general health.

In general, would you say your health is;

Excellent  
Very good  
Good  
Fair  
Poor

In the past four weeks, about how often did you feel nervous? All of the time, most of the time, some of the time, a little of the time or none of the time?

In the past four weeks, about how often did you feel so sad that nothing could cheer you up? [*Read scale if necessary.*]

In the past four weeks, about how often did you feel restless or fidgety?

In the past four weeks, about how often did you feel hopeless?

In the past four weeks, about how often did you feel that everything was an effort?

In the past four weeks, about how often did you feel worthless?

In the past four weeks, about how often did you feel irritable or bad-tempered?

Do you currently smoke cigarettes, cigars, pipes or any other tobacco products? Would that be –

Daily  
At least weekly  
Less often than weekly

Over your lifetime, would you have smoked at least a hundred cigarettes or a similar amount of tobacco?

For how many years did you smoke [have you smoked]? [*If respondent has stopped and started, add the smoking periods together.*]

[When you smoked,] How many cigarettes do[did] you smoke a day, on average? [*Do not use a pack value, give number of individual items.*]

In the twelve months before coming to prison, how often did you have an alcoholic drink of any kind?

\_\_\_ day(s) a week  
Fortnightly or less  
Monthly or less  
Did not drink alcohol

On a day that you had alcoholic drinks, how many drinks did you usually have? [*If respondent asks: A drink is a glass of wine or beer or a nip of spirits.*]

Are you currently taking any medication for high blood pressure or a heart condition?

Have you ever been told by a doctor or nurse that you have diabetes or high blood sugar?

No / Yes, diabetes / Yes, high blood sugar /  
Don't know

Were you pregnant when you first had diabetes or high blood sugar? Have you ever had diabetes or high blood sugar apart from when you were pregnant?

How old were you when you were first told you had diabetes or high blood sugar?

Have you ever been told by a health professional that you have or have had an emotional or mental health problem? [*Includes things like depression, schizophrenia, manic depressive psychosis, anxiety, personality disorder, alcohol dependence, drug dependence and ADD/ADHD.*]

And have you ever been admitted to a hospital or psychiatric ward because of an emotional or mental health problem?

Do you have a condition or disability that makes it hard for you to move around?

## Sexual health and sexually transmissible infections

The next section is about sexual health, but not all the questions are about sexually transmissible diseases.

[*Asked of men:* Have you been circumcised? *If necessary, clarify:* Has the loose skin at the tip of your penis been removed? *or* Have you been through wati law?]

I will read out a list, and ask you to say yes or no to each one. Have you ever had –

Cold sores or oral herpes (i.e. on your mouth)?

Pubic lice or crabs?

Genital warts? [*Not including wart virus on a Pap smear. Does include anal warts.*]

[*Women only*] Wart virus (HPV) indication on a Pap smear?

Chlamydia?

Genital herpes?

Syphilis?

Gonorrhoea?

Pelvic inflammatory disease or PID? Pelvic infection and salpingitis are other common names.

Bacterial vaginosis or gardnerella?

Trichomoniasis or 'trike'?

[*Women only*] Thrush or vaginal candida?

Hepatitis A?

Hepatitis B?

Hepatitis C?

Any other pain or problem with your vagina, such as pain during sex or urination, or a blister, sore, rash, discharge, or any other condition you can't remember the name of?

Have you ever had a blood test for HIV? *[If necessary, clarify: There is a blood test that tells you whether or not you have HIV, the virus that causes AIDS.]*

Did your most recent test show that you – *[Only read out codes 1 and 2.]*

- 1 Have the virus (HIV positive)
- 2 Do not have the virus (HIV negative)
- 3 Waiting for results
- 4 Did not get results

Now we would like to ask you some questions about the Public/Sexual Health nurses.

Do you believe that information you give to Public/Sexual Health nurses about your sex life is kept confidential? *[If necessary, say: You don't need to have actually seen a Public/Sexual Health nurse, as we are just asking for your opinion.]*

Would you feel comfortable seeing a prison clinic nurse for any sexual health reason? *[If respondent asks, this is for reasons like physical examinations for sexual health problems, sexually transmissible infection or HIV tests, or wanting to talk about or get more info on sexual health. You don't need to have actually seen a prison clinic nurse, as we are just asking for your opinion.]*

If you wanted to see a prison clinic nurse for a sexual health issue, would you prefer a male or female nurse? *[If necessary, add: This includes getting a physical examination, talking about sex issues or asking for an STI or HIV test. You don't need to have actually seen a prison clinic nurse as we are just asking for your opinion.]*

Female / Male / Either / Doesn't matter / Depends / Don't know / Not sure

Have you ever seen a prison clinic nurse?

Have you ever been tested for a sexually transmissible infection while you were in prison?

### Sexual attitudes

I'm now going to read a number of statements and I'd like you to tell me whether you strongly agree, agree, neither agree or disagree, disagree or strongly disagree with them. *[Repeat scale if needed.]*

Films these days are too sexually explicit.

Sex before marriage is acceptable.

If two people had oral sex, but not intercourse, you would still consider that they had had sex together.

An active sex life is important for your sense of well-being.

Abortion is always wrong.

Having an affair when in a committed relationship is always wrong.

Sex tends to get better the longer you know someone.

Sex between two adult women is always wrong.

Sex between two adult men is always wrong.

Sex between two inmates in prison is always wrong. *[If necessary, clarify: Between two consenting adult*

*inmates.]*

It's OK for inmates to have sex in prison then go back to their partners.

Choosing to have sex in prison doesn't make you gay.

Inmates should be allowed to have private family visits (i.e. overnight visits) with family or partner.

### Knowledge about sexually transmitted diseases

Not many more questions to go. The following statements are about sexually transmitted diseases. Please answer true or false for each. *[If respondent asks about correct answers to the knowledge questions, tell them to ask the recruiter who can give them the answers after the interview.]*

Chlamydia affects only women.

Chlamydia can lead to infertility in women.

Once a person has caught genital herpes, they will always have the virus.

Cold sores and genital herpes can be caused by the same virus.

AIDS only affects gay men.

You can tell who might have a sexually transmitted infection just by looking at them.

### Drug use

Have you ever taken any drugs, apart from prescribed drugs? *[Includes heroin, speed, cocaine, ecstasy, steroids or any recreational drugs.]*

Have you ever injected any drugs, apart from prescribed drugs? *[Includes respondent being injected by someone else. Includes heroin, speed, cocaine, ecstasy, steroids or any recreational drugs.]*

I'm going to read out some drugs. Please tell me for each one 'yes' or 'no' whether you used it in the twelve months before coming into prison.

Cannabis like marijuana, hashish

Heroin like smack, hammer, 'H', horse

Methadone

Other opiates like morphine, pethidine

Amphetamine like ice, speed, go, uppers, MDA

Cocaine like coke, flake, snow, crack

LSD or other hallucinogens like acid, trips, tabs, mushrooms, mescaline

Ecstasy like E, ecky, vitamin E, MDMA

Benzodiazepines like benzos, tranx, moggoes, rohies, vees

Steroids

Other drugs

Thinking about before you came to prison, did you ever use a needle after someone else had already used it? This includes using a needle after your partner or a family member.

Since coming into prison, have you taken any drugs, apart from prescribed drugs? *[Includes heroin, speed, cocaine, ecstasy, steroids or any recreational drugs.]*

Since coming into prison, have you injected any drugs, apart from prescribed drugs? [*Includes heroin, speed, cocaine, ecstasy, steroids or any recreational drugs. Includes respondent being injected by someone else.*]

Now thinking about your time in prison, have you ever used a needle after someone else had already used it?

Have you ever been tattooed?

Have you ever been tattooed in prison?

Including earrings, have you ever had any body piercings?

What part or parts of the body have you had pierced?

- Ear
- Mouth or tongue
- Other face
- Genitals
- Nipples
- Belly button

Including earrings, have you ever had any body piercings done in prison?

[*Asked of men: Have you ever inserted or implanted an object under the skin of your penis? If necessary, clarify: Things like ball bearings, pieces of plastic, metal or other objects, not including piercing. Have you ever done so while you were in prison?*]

How many of your answers do you think were honest? [*If necessary, add: This will not affect payment for the study.*]

- 1 All
- 2 Most
- 3 About half
- 4 A few
- 5 None

That's it. Thank you for your help. In case you missed it, my name is —.

Don't forget to see the recruiter when you get off the phone. If you would like to discuss any of the issues covered in this interview, please let the recruiter know. They will be providing you with information about the services available to you if you need to talk to someone or have any health concerns.

Thank you once again.

## Conclusion

That's the end of the study questions, but as this is the first time this type of study has been done in Australian prisons I'd like to ask some quick questions about the questionnaire.

We understand that the questions may have been difficult to answer and don't worry, we won't make you do it again if you say it was.

How embarrassing did you find the questionnaire?

- 1 Extremely embarrassing
- 2 Very embarrassing
- 3 Quite embarrassing
- 4 Slightly embarrassing
- 5 Not at all embarrassing

Questionnaire © 2006 by Juliet Richters, Tony Butler, Kristie Kirkwood, Lorraine Yap and Basil Donovan, based on the Australian Study of Health and Relationships questionnaire, with advice from Luke Grant, Max Saxby, Alun Richards, NSW and Queensland Departments of Corrective Services, Taverner Research and Anthony Smith.

Researchers interested in using these questions in other studies are urged to contact the research team through the School of Public Health and Community Medicine, University of New South Wales, telephone (02) 9385 1945, email [j.richters@unsw.edu.au](mailto:j.richters@unsw.edu.au)

## APPENDIX 3: IN-DEPTH INTERVIEW TOPICS

*Note that the in-depth interviews were conducted only with NSW prisoners and ex-prisoners. This schedule of questions acted as a guide only. Not all questions were asked of all interviewees, and questions were not asked in these words, or in this order. Most probe and follow-up questions are not shown here.*

### Sexual networks and organisations

I would like to know more about your circumstances and how you came to this prison.

What did you know about prison before you came to prison the first time?

Tell me about your first night in prison. Did you have a cell mate? Did you get along?

Who were the first people you met in prison?

Who were your first friends in prison?

Are there people or groups you do not like or do not get along with?

Is there anyone who does not like you here?

Among the many groups in prison, which group do you mainly hang out with and why?

How long have you been in this group?

How would you describe your group compared with other groups in this prison?

Can you describe the people in your group? (Explore gender roles and sexual identities.)

What activities do you do together as a group?

Have you heard of sex occurring within these groups or between groups you have mentioned? (Explore circumstances and how they were prevented from recurring or were fostered, how people maintained their sexual identities and roles in sexual relationships.)

How about sexual assaults?

### Sexual economies

How do people obtain goods or services here?

What are the most valuable goods or services and what are the least valuable?

What value do people place on sex in prison?

How do people obtain sex inside prison?

What counts as consent and non-consent?

How do people sell sex inside prison?

How about obtaining or giving sex for free inside prison?

How about obtaining and selling sexual objects?

What about the value of condoms inside prison?

### Sex in prison

Have you heard of or have you experienced anything sexual with another inmate?

Did you have any sexual experiences that you liked or did not like while in prison? How would you define your relationships with this person?

Have you told anyone about this relationship?

Would you have done the same thing with this person outside prison?

How has your sexual life in prison (including masturbation) been affected by other people in prison?

How has your sexual life in prison been affected by the small cells, spaces and prison architecture?

How has your sexual life in prison been affected by the prison activities and routine (e.g. lock-down)?

How are you coping in an all-male [all-female] environment and sharing the same spaces (toilets, showers etc.) with many people?

### Sex outside prison

Did you have any sexual experiences that you liked or did not like outside prison? When was this?

Did you have any sexual experiences you liked or did not like when you were a child? How old were you?

Is this your first time in prison?

Has your sexual life outside prison been affected by your time in prison?

Did you talk about sexual life in prison to your partner or family members?

### HIV and other STIs and stigma

Do you know anything about sexually transmissible infections?

What types of STIs do you know of?

How about HIV and AIDS?

How does HIV affect people's sexual behaviour and practices in prison?

What are your chances of contracting an STI in prison?

Which STIs? Why?

What are your chances of contracting HIV in prison?

Why?

### Sexual meanings

What do you mean by:

- sexual consent and non-consent?
- sexual assault?
- rape?

How else do you refer to this concept in prison?



## APPENDIX 4: LIST OF TABLES


<b>Table 1</b>	Number of prisoners surveyed by prison, Queensland 2007–08
<b>Table 2</b>	Respondents' perceptions of whether the interview was embarrassing
<b>Table 3</b>	Respondents' self-rating of their proportion of honest answers
<b>Table 4</b>	Respondents' perceptions of the survey
<b>Table 5</b>	Comments made by prisoners during exit interview with recruiter
<b>Table 6</b>	Referrals to the prison health services after the interview
<b>Table 7</b>	Region of birth
<b>Table 8</b>	Language spoken at home
<b>Table 9</b>	Accommodation immediately before coming to prison
<b>Table 10</b>	Legal marital status
<b>Table 11</b>	Educational attainment
<b>Table 12</b>	Employment status before prison
<b>Table 13</b>	Occupational status of those who had ever worked or sought work (usual job before prison, if applicable)
<b>Table 14</b>	Religion or faith
<b>Table 15</b>	Frequency of attendance at religious services or meetings before prison among those with a religion
<b>Table 16</b>	Most serious offence
<b>Table 17</b>	Reported sexual identity
<b>Table 18</b>	Reported sexual attraction to males and females
<b>Table 19</b>	Reported sexual experience with males and females
<b>Table 20</b>	Partner's age relative to respondent's age at first vaginal intercourse (where both ages were known)
<b>Table 21</b>	Length of time respondent had known first intercourse partner
<b>Table 22</b>	Relationship of first intercourse partner to respondent
<b>Table 23</b>	Precautions used at first intercourse
<b>Table 24</b>	Number of lifetime opposite-sex partners for intercourse, oral sex or manual sex
<b>Table 25</b>	Number of opposite-sex partners for intercourse, oral sex or manual sex in the 12 months before coming to prison
<b>Table 26</b>	Time known first same-sex partner before sexual experience
<b>Table 27</b>	Relationship of first same-sex partner to respondent
<b>Table 28</b>	Number of lifetime same-sex partners for anal intercourse (men only), oral sex or manual sex
<b>Table 29</b>	Number of same-sex sexual partners for anal intercourse (men only), oral sex or manual sex in the 12 months before coming to prison
<b>Table 30</b>	Length of relationship with regular opposite-sex partner before respondent came to prison
<b>Table 31</b>	Expectations of sexual exclusivity with regular opposite-sex partner before respondent came to prison
<b>Table 32</b>	Relationship to the opposite-sex partner with whom respondent had his or her last sexual experience before prison
<b>Table 33</b>	Contraceptive methods used in regular relationship
<b>Table 34</b>	Outcomes of 464 pregnancies experienced by 112 women
<b>Table 35</b>	Pregnancy outcomes experienced by women who had been pregnant
<b>Table 36</b>	Number of children born to women who had one or more live births
<b>Table 37</b>	Gender of person(s) who had forced sexual activity on respondent
<b>Table 38</b>	Number of times respondents had experienced forced sexual activity
<b>Table 39</b>	Who victims of sexual coercion spoke to following incident
<b>Table 40</b>	Unwanted sexual experiences as a result of being too drunk or 'high'
<b>Table 41</b>	Sexual difficulties experienced for a month or more in the 12 months before coming to prison
<b>Table 42</b>	Experience of ever paying for or ever being paid for sex
<b>Table 43</b>	Sexually transmissible infections reported by respondents (ever had in lifetime)
<b>Table 44</b>	Ever had other blood-borne virus infections
<b>Table 45</b>	Correct answers to STI knowledge questions
<b>Table 46</b>	Agreement ('agree' or 'strongly agree') with sexual attitude statements
<b>Table 47</b>	Respondents' opinion of their general health
<b>Table 48</b>	Proportion of respondents who felt negative emotions 'most' or 'all' of the time in the past four weeks

<b>Table 49</b>	Frequency of drinking alcohol in the 12 months before coming to prison
<b>Table 50</b>	Use of non-prescribed drugs
<b>Table 51</b>	Location of body piercings
<b>Table 52</b>	Type of release
<b>Table 53</b>	Total time spent in a juvenile detention facility
<b>Table 54</b>	How respondents kept in contact with their regular partner
<b>Table 55</b>	Regular relationship status of men and women before prison and since coming into prison
<b>Table 56</b>	Number of male inmates with whom male respondents had had any sexual contact for 79 men reporting sexual contact with another inmate
<b>Table 57</b>	Reasons agreed to by 79 male respondents who had had sexual contact with another inmate
<b>Table 58</b>	Sexual practices engaged in by 79 male respondents at last sexual contact with another inmate
<b>Table 59</b>	Number of female inmates with whom female respondents had had any sexual contact for 36 women reporting sexual contact with another inmate
<b>Table 60</b>	Reasons agreed to by 36 female respondents who had had sexual contact with another inmate
<b>Table 61</b>	Sexual practices engaged in by 36 female respondents at last sexual contact with another inmate
<b>Table 62</b>	Sexual coercion in prison: perception before prison and experience in prison
<b>Table 63</b>	Prisoners' agreement ('agree' or 'strongly agree') with attitude statements about sex in prison
<b>Table 64</b>	Use of drugs in prison
<b>Table 65</b>	Time to first sexual contact following release from prison for the 550 men and 60 women who had a previous episode of incarceration
<b>Table 66</b>	Relationship to the person with whom respondent had his or her first sexual experience after release from prison (524 men and 56 women who had sex)
<b>Table 67</b>	Risk behaviours in the two weeks following release from prison
<b>Table A1</b>	Had a landline telephone before coming into prison
<b>Table A2</b>	Ever done a telephone survey before
<b>Table A3</b>	Respondents' perceptions of whether the interview was embarrassing
<b>Table A4</b>	Respondents' self-rating of their proportion of honest answers
<b>Table A5</b>	Legal marital status
<b>Table A6</b>	Educational attainment
<b>Table A7</b>	Employment status before prison
<b>Table A8</b>	Occupational status of those who had ever worked
<b>Table A9</b>	Religion or faith
<b>Table A10</b>	Most serious offence for current sentence
<b>Table A11</b>	Sexual identity ('Do you think of yourself as ...?')
<b>Table A12</b>	Sexual attraction to males and females
<b>Table A13</b>	Sexual experiences with males and females
<b>Table A14</b>	Age (years) and partner's age at first vaginal intercourse and same-sex sexual experience
<b>Table A15</b>	Length of time respondent had known first intercourse partner
<b>Table A16</b>	Relationship of first intercourse partner to respondent
<b>Table A17</b>	Precautions used at first intercourse
<b>Table A18</b>	Number of lifetime opposite-sex partners for intercourse, oral sex or manual sex
<b>Table A19</b>	Number of opposite-sex sexual partners for intercourse, oral sex or manual sex in the 12 months before coming to prison
<b>Table A20</b>	Time known first same-sex partner before sexual experience
<b>Table A21</b>	Relationship of first same-sex partner to respondent
<b>Table A22</b>	Number of lifetime same-sex partners for anal intercourse (men only), oral sex or manual sex
<b>Table A23</b>	Number of same-sex sexual partners for anal intercourse (men only), oral sex or manual sex in the 12 months before coming to prison
<b>Table A24</b>	Length of relationship with regular opposite-sex partner before respondent came to prison
<b>Table A25</b>	Expectations of sexual exclusivity with regular partner before respondent came to prison
<b>Table A26</b>	Relationship to the opposite-sex partner with whom respondent had his or her last sexual experience before prison
<b>Table A27</b>	Pregnancy and contraception use (women only)
<b>Table A28</b>	Ever sexually coerced outside prison

<b>Table A29</b>	Gender of person(s) who had sexually coerced respondent
<b>Table A30</b>	Number of times respondents had experienced sexual coercion
<b>Table A31</b>	Ever had an unwanted sexual experience because too drunk or 'high'
<b>Table A32</b>	Experience of ever paying for or ever being paid for sex
<b>Table A33</b>	Sexually transmissible infections and other conditions reported by respondents (ever had in lifetime)
<b>Table A34</b>	Ever had other blood-borne virus infections
<b>Table A35</b>	Correct answers to sexually transmissible infection knowledge questions
<b>Table A36</b>	Agreement ('agree' or 'strongly agree') with sexual attitude statements
<b>Table A37</b>	Respondents' opinion of their general health
<b>Table A38</b>	Proportion of respondents who felt negative emotions 'most' or 'all' of the time in the previous four weeks
<b>Table A39</b>	Proportion of respondents classified as having 'extreme distress' in the pprevious four weeks according to the K6
<b>Table A40</b>	Frequency of drinking alcohol in the 12 months before coming to prison
<b>Table A41</b>	Use of non-prescribed drugs
<b>Table A42</b>	How respondents kept in contact with their regular partner
<b>Table A43</b>	Regular relationship status before prison and since coming into prison (Queensland)
<b>Table A44</b>	Regular relationship status before prison and since coming into prison (New South Wales)
<b>Table A45</b>	Prison sex experiences
<b>Table A46</b>	Number of inmates with whom respondents had sexual contact
<b>Table A47</b>	Reasons agreed to by 79 Queensland men and 65 NSW men who had had sexual contact with another inmate
<b>Table A48</b>	Sexual practices engaged in by 79 Queensland men and 65 NSW men at last sexual contact with another inmate
<b>Table A49</b>	Number of female inmates with whom female respondents had had any sexual contact for 36 Queensland women and 71 NSW women reporting sexual contact with another inmate
<b>Table A50</b>	Reasons agreed to by 36 Queensland women and 71 NSW women who had had sexual contact with another inmate
<b>Table A51</b>	Sexual practices engaged in at last sexual contact with another inmate by 36 Queensland women and 71 NSW women
<b>Table A52</b>	Sexual coercion in prison: perception before prison and experience in prison
<b>Table A53</b>	Prisoners' agreement ('agree' or 'strongly agree') with attitude statements about sex in prison
<b>Table A54</b>	Use of drugs in prison
<b>Table A55</b>	Risk behaviours in the two weeks following release from prison

## APPENDIX 5: LIST OF FIGURES

- Figure 1** Flow chart of respondent selection for telephone survey
- Figure 2** Age breakdown of SHAAP sample (900 men, 134 women) and the Queensland prisoner population
- Figure 3** Risk categories for weekly alcohol consumption according to 2001 NHMRC alcohol guidelines (900 men, 134 women)
- Figure 4** Total time (lifetime) spent in adult prisons (900 men, 134 women)
- Figure 5** Total time served of current sentence at the time of interview (900 men, 134 women)
- Figure 6** Gender preference for seeing prison clinic nurses for sexual health matters (900 men, 134 women)



## APPENDIX 6: METHODOLOGICAL NOTES

Slight differences in some reported percentages between this Queensland report and the NSW report (Richters et al., 2008) are due to recoding of a limited number of variables to align the data with the Queensland questionnaire.

It is important to note that different definitions of 'sex' are used throughout depending on the context of the question. Care should be taken when interpreting the tables to ensure that the appropriate definition is taken into account.

The '-' symbol in the tables indicates that the question was not asked of men or women, as appropriate.

Chi-squared tests and Z-tests for two proportions were used to examine associations between gender and demographic and sexual health variables for men and women separately. Mann-Whitney U tests were used to examine differences in non-categorical variables such as median age and median number of sexual partners.

When respondents were asked the number of sexual partners (e.g. lifetime and past year) and replied 'Can't

remember', the interviewer sought a clarification and offered a range. In analysis we allocated a specific figure to these ranges as follows. For partner number categories up to 50, we took the mid-point of the value and rounded down; for example, the range 11–20 partners was taken as 15 partners. When respondents gave partner numbers in the 51–100 and 101–500 ranges we took an imputed midpoint of 70 and 150 respectively to reflect the median number of partners in each category and take a conservative approach with the estimation. This was based on the distribution of actual partner numbers in those ranges cited by respondents who gave specific figures. Where respondents reported 'over 500 partners', we took a conservative approach and used 501 partners as the imputed figure.

Transgender prisoners were not shown separately in the tables due to the low number (two) randomly selected for the survey and the possibility of identification.

## REFERENCES

- [ABS] Australian Bureau of Statistics (2007a). *Prisoners in Australia*. Catalogue No. 4517.0. Canberra: ABS.
- [ABS] Australian Bureau of Statistics (2007b). *National survey of mental health and wellbeing: Summary of results*. ABS Catalogue No. 4326.0. Canberra: ABS.
- [ABS] Australian Bureau of Statistics (2009). *National health survey: Summary of results, 2007–2008* [reissue]. Catalogue No. 4364.0. Canberra: ABS.
- Banbury, S. (2004). Coercive sexual behaviour in British prisons as reported by adult ex-prisoners. *Howard Journal*, 43(2), 113–130.
- Baumeister, R. F., Catanese, K. R., & Vohs, K. D. (2001). Is there a gender difference in strength of sex drive? Theoretical views, conceptual distinctions, and a review of relevant evidence. *Personality and Social Psychological Review*, 5(3), 242–273.
- Butler, T. (1997). *Preliminary findings of the NSW inmate health survey*. Sydney: Corrections Health Service.
- Butler, T., & Milner, L. (2003). *The 2001 inmate health survey*. Sydney: NSW Corrections Health Service.
- Butler, T., & Papanastasiou, C. (2008). *National prison entrants' bloodborne virus and risk behaviour survey report 2004 & 2007*. Perth & Sydney: National Drug Research Institute (Curtin University) & National Centre in HIV Epidemiology and Clinical Research (University of New South Wales). Available from <http://ndri.curtin.edu.au/local/docs/pdf/publications/R223.pdf>
- Butler, T., Donovan, B., Taylor, J., Cunningham, A. L., Mindel, A., Levy, M., & Kaldor, J. (2000). Herpes simplex virus type 2 in prisoners, New South Wales, Australia. *International Journal of STD & AIDS*, 11, 743–747.
- Butler, T., Robertson, P., Kaldor, J. M., & Donovan, B. (2001). Syphilis in New South Wales (Australia) prisons – its correlates in an Australian prisoner population. *International Journal of STD & AIDS*, 12, 376–379.
- Butler, T., Andrews, G., Allnutt, S., Smith, N., Sakashita, C., & Basson, J. (2006). Mental disorders in Australian prisoners: A comparison with a community sample. *Australian & New Zealand Journal of Psychiatry*, 40, 272–276.
- Clem, C. (2007). *Annotated bibliography on prison rape/ inmate sexual assault*. Aurora, CO: National Institute of Corrections Information Center, US Department of Justice.
- Cohen, D., Scribner, R., Clark, J., & Cory, D. (1992). The potential role of custody facilities in controlling sexually transmitted diseases. *American Journal of Public Health*, 82, 552–556.
- Cunningham, A. L., Taylor, R., Taylor, J., Marks, C., Shaw, J., & Mindel, A. (2006). Prevalence of infection with herpes simplex virus types 1 and 2 in Australia: a nationwide population based survey. *Sexually Transmitted Infections*, 82, 164–168.
- Darabont, F. (Writer & Director). (1994). *The Shawshank redemption* [Film]. Based on the Stephen King novella, *Rita Hayworth and Shawshank redemption*.
- De Visser, R. O., Smith, A. M., Rissel, C. E., Richters, J., & Grulich, A. E. (2003a). Sex in Australia: Experiences of sexual coercion among a representative sample of adults. *Australian and New Zealand Journal of Public Health*, 27, 198–203.
- De Visser, R. O., Smith, A. M., Rissel, C. E., Richters, J., & Grulich, A. E. (2003b). Sex in Australia: Heterosexual experience and recent heterosexual encounters among a representative sample of adults. *Australian and New Zealand Journal of Public Health*, 27, 146–154.
- De Visser, R. O., Rissel, C. E., Richters, J., & Smith, A. M. A. (2007). The impact of sexual coercion on psychological, physical and sexual well-being in a representative sample of Australian women. *Archives of Sexual Behavior*, 36, 676–686.
- Fisher, T. (2007). Sex of experimenter and social norm effects on reports of sexual behavior in young men and women. *Archives of Sexual Behavior*, 36, 89–100.
- Furukawa, T. A., Kessler, R. C., Slade, T., & Andrews, G. (2003). The performance of the K6 and K10 screening scales for psychological distress in the Australian national survey of mental health and well-being. *Psychological Medicine*, 33, 357–362.
- Grulich, A. E., de Visser, R. O., Smith, A. M., Rissel, C. E., & Richters, J. (2003a). Sex in Australia: Sexually transmissible infection and blood-borne virus history in a representative sample of adults. *Australian and New Zealand Journal of Public Health*, 27, 234–241.
- Grulich, A. E., de Visser, R. O., Smith, A. M., Rissel, C. E., & Richters, J. (2003b). Sex in Australia: Knowledge about sexually transmissible infections and blood-borne viruses in a representative sample of adults. *Australian and New Zealand Journal of Public Health*, 27, 230–233.
- Heilpern, D. (1998). *Fear or favour: Sexual assault of young prisoners*. Lismore, NSW: Southern Cross University Press.
- Laumann, E. O., Gagnon, J., Michael, R. T., & Michaels, S. (1994). *The social organization of sexuality: Sexual practices in the United States*. Chicago and London: University of Chicago Press.
- Miranda, A. E., Vargas, P. M., Louis, M. E., & Viana, M. C. (2000). Sexually transmitted disease among female prisoners in Brazil: Prevalence and risk factors. *Sexually Transmitted Diseases*, 27, 491–495.
- [NHMRC] National Health and Medical Research Council (2001). *Australian alcohol guidelines: Health risks and benefits*. Canberra. Available from [www.nhmrc.gov.au/publications/synopses/\\_files/ds9.pdf](http://www.nhmrc.gov.au/publications/synopses/_files/ds9.pdf)
- NSW Department of Health. (2007). *2006 report on adult health from the New South Wales population health survey*. Sydney: Centre for Epidemiology and Research. Available from <http://mhcs.health.nsw.gov.au/pubs/2007/pdf/adulthealthreport06.pdf>
- Prisoners A–XX Inclusive v. State of New South Wales (1995) 38 NSWLR 622, 635. Supreme Court of New South Wales.

- Queensland Corrective Services. (2008). *Annual report 2007–08*. Brisbane: QCS. Available from [http://www.correctiveservices.qld.gov.au/Publications/Corporate\\_Publications/Annual\\_Reports/index.shtml#2007%20-%202008](http://www.correctiveservices.qld.gov.au/Publications/Corporate_Publications/Annual_Reports/index.shtml#2007%20-%202008)
- Richters, J., Grulich, A. E., de Visser, R. O., Smith, A. M., & Rissel, C. E. (2003). Sex in Australia: Sexual difficulties in a representative sample of adults. *Australian and New Zealand Journal of Public Health, 27*, 164–170.
- Richters, J., Smith, A. M., de Visser, R. O., Grulich, A. E., & Rissel, C. E. (2006). Circumcision in Australia: Prevalence and effects on sexual health. *International Journal of STD & AIDS, 17*, 547–554.
- Richters, J., Butler, T., Yap, L., Kirkwood, K., Grant, L., Smith, A. M. A., Schneider, K., & Donovan, B. (2008). *Sexual health and behaviour of New South Wales prisoners*. Sydney: School of Public Health and Community Medicine, University of New South Wales. Available from [www.sphcm.med.unsw.edu.au/SPHCMWeb.nsf/resources/SHAAP\\_Report.pdf/\\$file/SHAAP\\_Report.pdf](http://www.sphcm.med.unsw.edu.au/SPHCMWeb.nsf/resources/SHAAP_Report.pdf/$file/SHAAP_Report.pdf).
- Rissel, C. E., Richters, J., Grulich, A. E., de Visser, R. O., & Smith, A. M. (2003a). Sex in Australia: First experiences of vaginal intercourse and oral sex among a representative sample of adults. *Australian and New Zealand Journal of Public Health, 27*, 131–137.
- Rissel, C. E., Richters, J., Grulich, A. E., de Visser, R. O., & Smith, A. M. (2003b). Sex in Australia: Attitudes towards sex in a representative sample of adults. *Australian and New Zealand Journal of Public Health, 27*, 118–123.
- Rissel, C. E., Richters, J., Grulich, A. E., de Visser, R. O., Smith, A. M. (2003c). Sex in Australia: Selected characteristics of regular sexual relationships. *Australian & New Zealand Journal of Public Health, 27*, 124–130.
- Rissel, C. E., Richters, J., Grulich, A. E., de Visser, R. O., Smith, A. M. (2003d). Sex in Australia: Experiences of commercial sex among a representative sample of adults. *Australian and New Zealand Journal of Public Health, 27*, 198–203.
- Sasadeusz, J. J., Silvers, J., Kent, H. E., Devenish, W., Hocking, J., & Garland, S. M. (2008). Prevalence of HSV-2 antibody in a Melbourne antenatal population attending a tertiary obstetric hospital. *Australian & New Zealand Journal of Obstetrics & Gynaecology, 48*, 266–272.
- Sider, D. (1994, February 2). Inmates challenge condom ban. *Sydney Morning Herald*.
- Smith, A. M. A., Rissel, C. E., Richters, J., Grulich, A. E., & de Visser, R. O. (2003). Sex in Australia: The rationale and methods of the Australian Study of Health and Relationships. *Australian and New Zealand Journal of Public Health, 27*, 106–117.
- Smith, A. M. A., Pitts, M. K., Shelley, J. M., Richters, J., & Ferris, J. (2007). The Australian longitudinal study of health and relationships [study protocol]. *BMC Public Health, 7*, 139.
- Stockwell, T., Zhao, J., Chikritzhs, T., & Greenfield, T. K. (2008). What did you drink yesterday? Public health relevance of a recent recall method used in the 2004 Australian National Drug Strategy Household Survey. *Addiction, 103*, 919–928.
- [WHO] World Health Organization. (2000). *International guide for monitoring alcohol consumption and related harm*. Department of Mental Health and Substance Dependence, Noncommunicable Diseases and Mental Health Cluster, WHO. Available at: [http://whqlibdoc.who.int/hq/2000/WHO\\_MSD\\_MSB\\_00.4.pdf](http://whqlibdoc.who.int/hq/2000/WHO_MSD_MSB_00.4.pdf).
- Yap, L., Butler, T., Richters, J., Kirkwood, K., Grant, L., Saxby, M., Ropp, F., & Donovan, B. (2007). Do condoms cause rape and mayhem? The long-term effects of condoms in New South Wales' prisons. *Sexually Transmitted Infections, 83*, 219–222.